

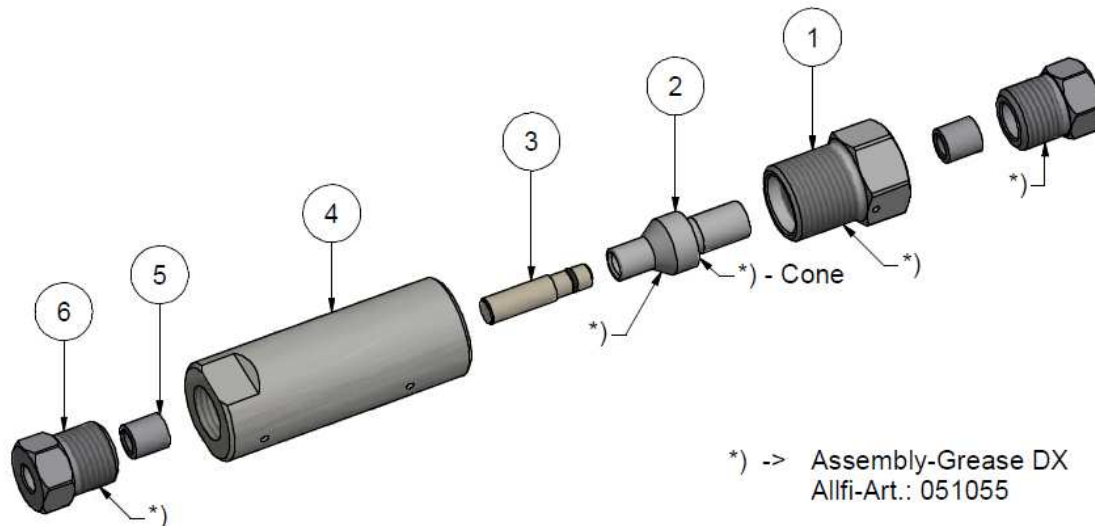
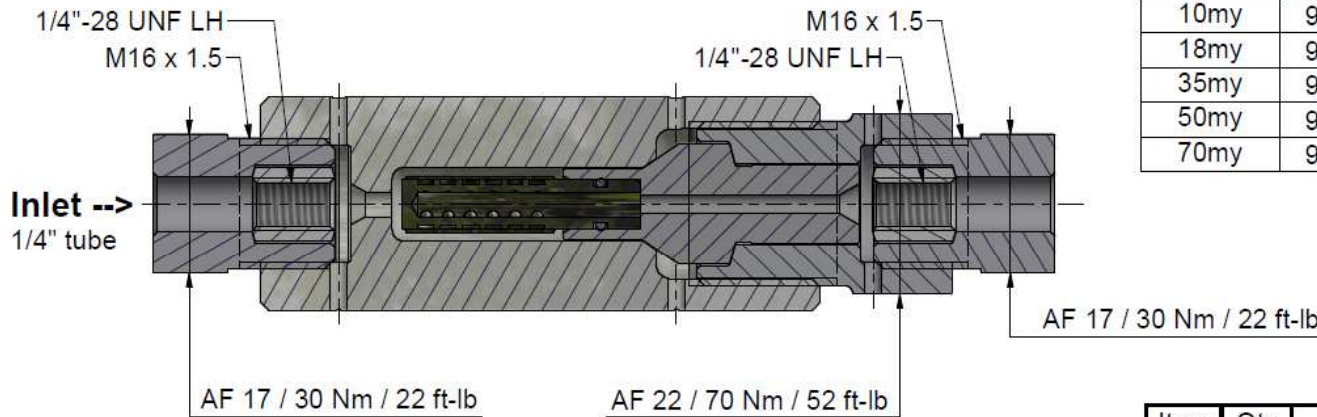

Assembling - Maintenance

This drawing is appendix A of the installation and maintenance manual "HP Filter Straight 2.0".

Complete installation and maintenance instruction refer to QR-Code or:
<https://www.allfi.com/en/services/downloads/product-manuals/>

- Pressure relief holes may not be covered or closed.
- Note flow direction.
- Clogged filters result in high pressure loss, for cleaning see installation and maintenance manual.

Filter-fineness	Filter complete	Filter-cartridge
Without	935000	-
7my	935007	930312-1
10my	935010	930309-1
18my	935018	930304-1
35my	935035	930307-1
50my	935050	930311-1
70my	935070	930306-1



Item	Qty	Description	Part-Numbe	Characteristics	Weight
1	1	Filter Nut 2.0	935053		55.1 g
2	1	Filter holder 2.0	935051	Wear part	21.7 g
3	1	Filter cartridge			5 g
4	1	Filter case 2.0	935052		206 g
5	2	Collar 1/4"	711403		3.1 g
6	2	Gland Nut 1/4"	701403		29.1 g

General tolerances ISO 2768-1 mK Designs and drawings created and produced by the contractor are the contractor's intellectual property and may only be used for the purposes of the order. Weight 0,35 kg

Amendment:	Replace for: -
	Replaced by: -
	Drawn: 28.05.2015 A.M.
	Checked: 25.01.2016 BT
	Release: 12.09.2016 BT
	Index-release: -

HP-filter straight 2.0

Scale
3 : 2

Max 4150 bar / 60,000 psi



ALLFI AG - RIEDENMATT 1 - CH-6370 STANS
 PHONE +41(0)41-618 05 05
 E-MAIL: sales@allfi.com

<http://www.allfi.com>

935000

Index	Sheet-No.	2
	No. of sheets	2