

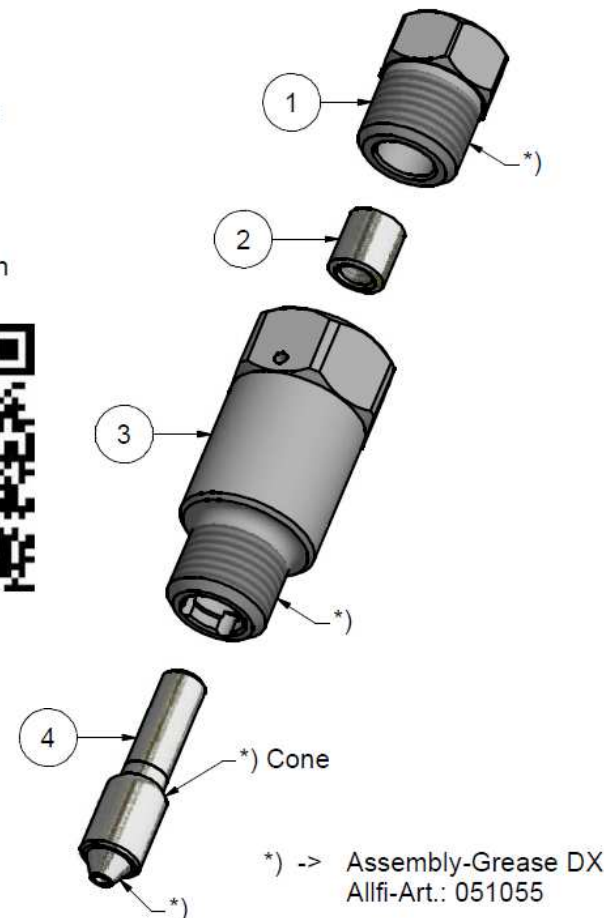
## Assembling - Maintenance

This drawing is appendix A of the installation and maintenance manual "HP Filter Straight Mini 2.0".

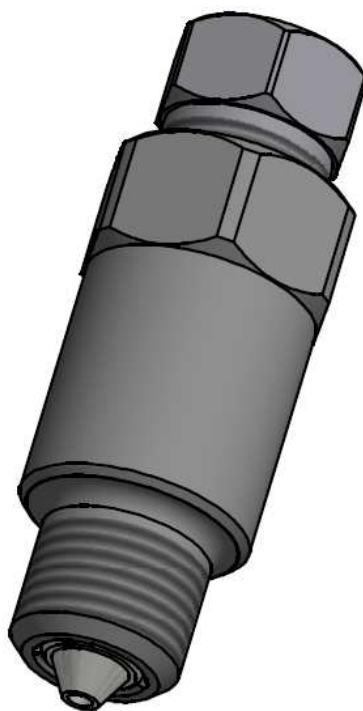
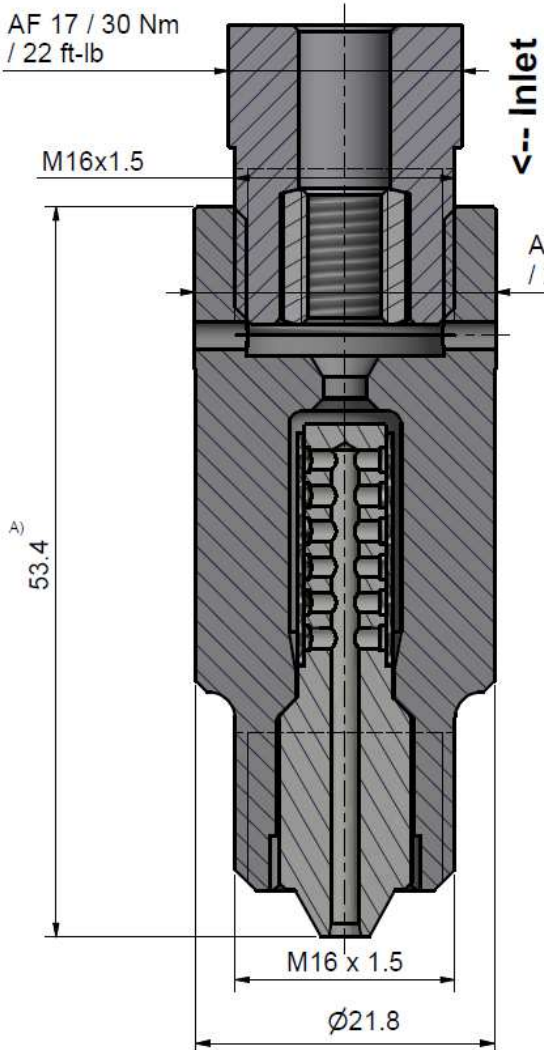
Complete installation and maintenance instruction refer to QR-Code or:  
<https://www.allfi.com/en/services/downloads/product-manuals/>

- Pressure relief holes may not be covered or closed.
- Note flow direction.
- Clogged filters result in high pressure loss, for cleaning see installation and maintenance manual.

Filtration-rating	Filter complete	Filter element
Without	931400	-
7my	931411	931409
10my	931410	931404
18my	931418	931405
35my	931435	931406
50my	931450	931407
70my	931470	931408



\*) -> Assembly-Grease DX  
Allfi-Art.: 051055



Item	Qty	Description	Part-Number	Comments	Weight
1	1	Gland Nut 1/4"	701403 <sup>A)</sup>		29.1 g
2	1	Collar 1/4"	711403 <sup>A)</sup>		3.1 g
3	1	Body Filter Mini 2.0	931403	Wear part	98.2 g
4	1	Filter Cartridge Mini 2.0		Wear part	12.7 g

General tolerances ISO 2768-1 mK  
Designs and drawings created and produced by the contractor are the contractor's intellectual property and may only be used for the purposes of the order.  
 Weight 0.14 kg

Amendment:		Replace for	-
A) war 52.5 , Pos 1 & 2 neu, 26.03.2020 AM		Replaced by	-
B) Drehmoment war 30 Nm, 09.07.2020 AM		Drawn	15.11.2019 AM
C) Filter 7my added, 11.01.2021 AM		Checked	27.03.2020 BT

<h3>HP Filter Straight Mini 2.0</h3>	Scale <b>2.5 : 1</b>	Release	03.06.2020 RB
		Index-release	18.01.2021 RB
		Max. 4150 bar / 60,000 psi	

ALLFI AG - RIEDENMATT 1 - CH-6370 STANS  
 PHONE +41(0)41-618 05 05  
 E-MAIL: sales@allfi.com <http://www.allfi.com>

931400	Index	C
	Sheet-No.	2
	No. of sheets	2