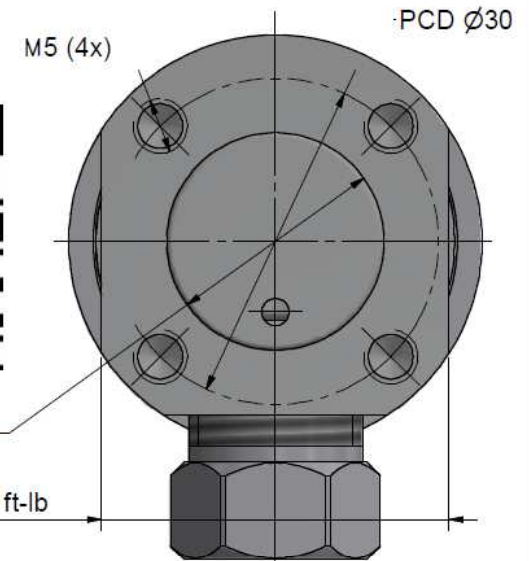
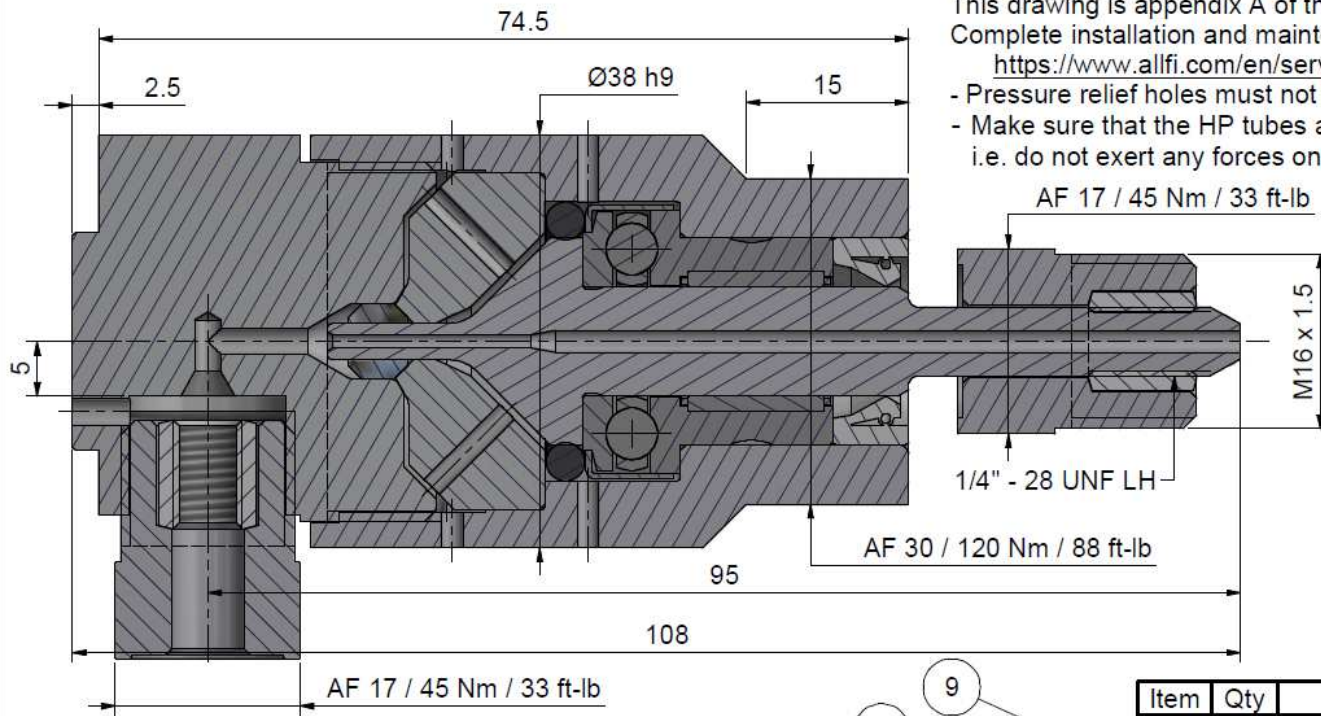


Assembling - Maintenance

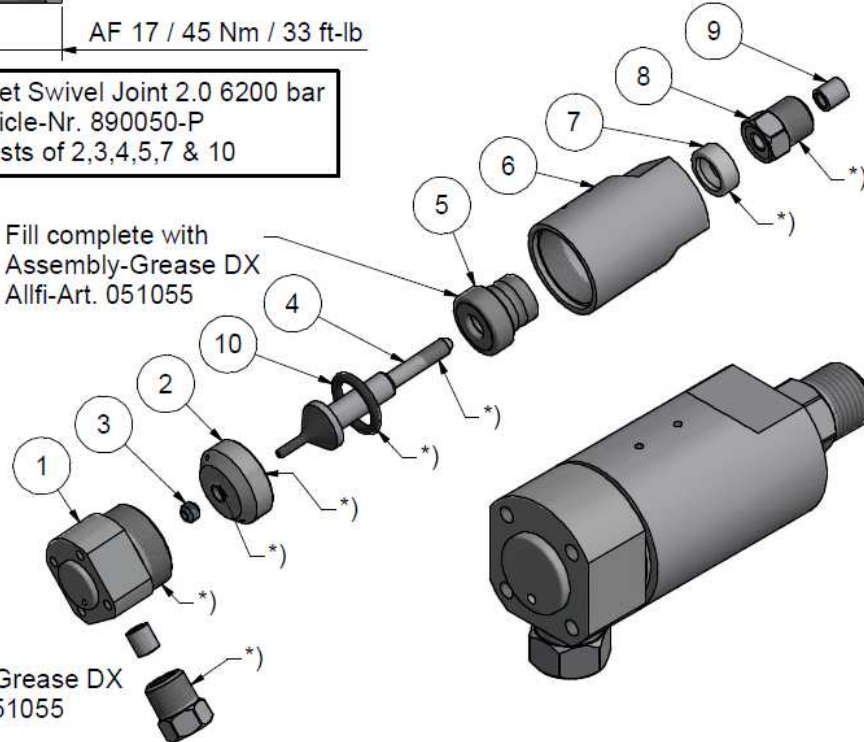
This drawing is appendix A of the installation and maintenance instruction "Swivel Joint 2.0". Complete installation and maintenance instruction refer to QR-Code or: <https://www.allfi.com/en/services/downloads/product-manuals/>

- Pressure relief holes must not be covered or closed.
- Make sure that the HP tubes are connected stress-free, i.e. do not exert any forces on the shaft.



Spare Part-Set Swivel Joint 2.0 6200 bar
Article-Nr. 890050-P
Consists of 2,3,4,5,7 & 10

Fill complete with
Assembly-Grease DX
Allfi-Art. 051055



*) -> Assembly-Grease DX
Allfi-Art.: 051055

Item	Qty	Description	Part-Number	Comments	Weight
1	1	Cover Swivel Joint 90° Angle 2.0	921101-P	Wear part	199.1 g
2	1	Pressure Plate 2.0	921002-P	Wear part	58.4 g
3	1	HP-Seal 2.0	912052	Wear part	1 g
4	1	Shaft for Swivel Joint 2.0 6200 bar	921208	Wear part	38.1 g
5	1	Bearing for Swivel Joint	022002	Wear part	5.1 g
6	1	Case to Swivel joint	921207		243.9 g
7	1	Rotary Shaft Seal	023002	Wear part	1 g
8	2	Gland Nut 1/4" 90.000psi	701403-P		27.9 g
9	2	Collar 1/4"	711403		3.1 g
10	1	O-Ring D=18.64 x 3.53	010151	Wear part	0.6 g

General tolerances ISO 2768-1 mK Designs and drawings created and produced by the contractor are the contractor's intellectual property and may only be used for the purposes of the order. Weight 0.61 kg

Amendment:		Replace for	-
A) ALLFI-Logo neu, 20.08.2020 AM		Replaced by	-
B) 0066, Pos. 10 added, 17.02.2021 AM		Drawn	27.06.2017 AM
Swivel Joint 90° Angle 1/4" 2.0		Checked	29.09.2017 RB
		Release	03.10.2017 RB
		Index-release	05.05.2021 BT

Scale 2 : 1		Max. 6200 bar / 90,000 psi	
ALLFI AG - RIEDENMATT 1 - CH-6370 STANS PHONE +41(0)41-618 05 05 E-MAIL: sales@allfi.com		Index	Sheet- No. 2
http://www.allfi.com		921100-P	No. of sheets 2