

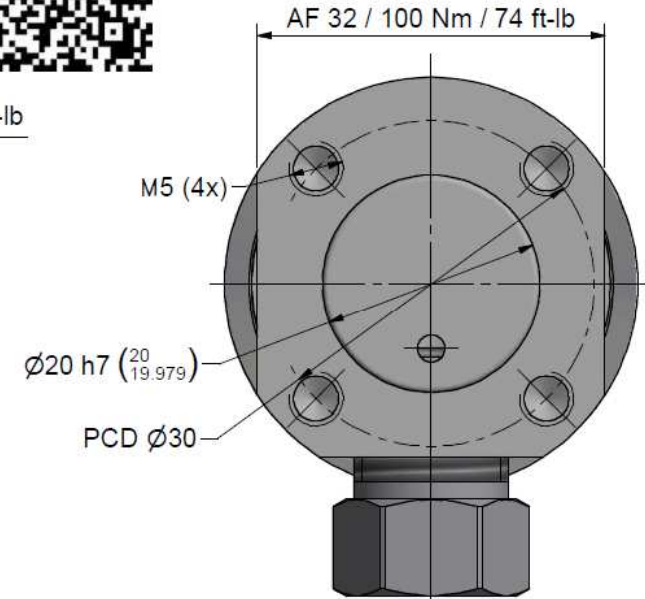
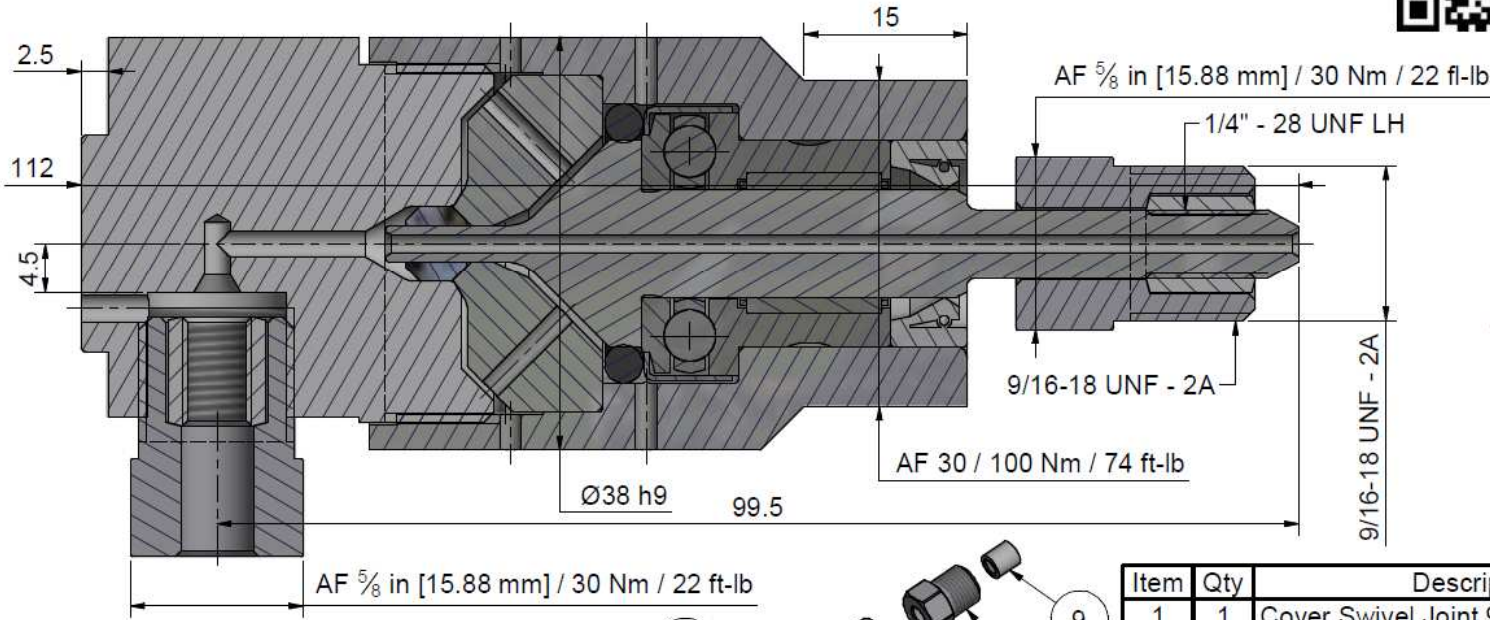
# Assembling - Maintenance

This drawing is appendix A of the installation and maintenance manual "Swivel Joint 90° f/f 1/4" 2.0 Imp".

Complete installation and maintenance instruction refer to QR-Code or:

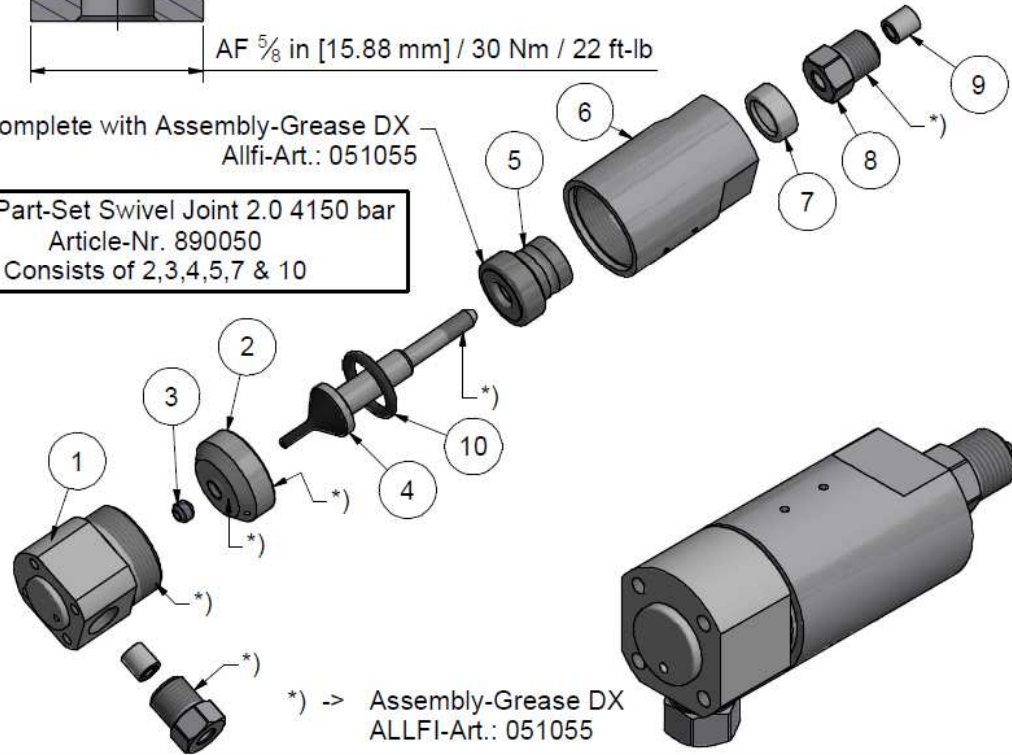
<https://www.allfi.com/en/services/downloads/product-manuals/>

- Pressure relief holes may not be covered or closed.
- Make sure that the HP Tubes are connected stress-free, i.e. do not exert any forces on the shaft.



Fill complete with Assembly-Grease DX  
Allfi-Art.: 051055

Spare Part-Set Swivel Joint 2.0 4150 bar  
Article-Nr. 890050  
Consists of 2,3,4,5,7 & 10



\*) -> Assembly-Grease DX  
ALLFI-Art.: 051055

Item	Qty	Description	Part-Number	Comments	Weight
1	1	Cover Swivel Joint 90° Angle 2.0 Imp	921101-I	Wear part	237.9 g
2	1	Pressure Plate 2.0	921002-P	Wear part	58.4 g
3	1	HP-Seal 2.0	912052	Wear part	1 g
4	1	Shaft for Swivel Joint 2.0 4150 bar	921212	Wear part	38.3 g
5	1	Needle Bearing	022002	Wear part	5.1 g
6	1	Case to Swivel joint	921207		243.9 g
7	1	Rotary Shaft Seal	023002	Wear part	1 g
8	2	Gland Nut 1/4" Imp	701407		22.8 g
9	2	Collar 1/4"	711403		3.1 g
10	1	O-Ring D=18.64 x 3.53	010151	Wear part	0.6 g

General tolerances ISO 2768-1 m Designs and drawings created and produced by the contractor are the contractor's intellectual property and may only be used for the purposes of the order. Weight 0,64 kg

Amendment:	Replace for -
	Replaced by -
	Drawn by 25.02.2022 AM

Swivel Joint 90° Angle 1/4" 2.0 Imp	Scale	Checked	08.03.2022	BT
	2 : 1	Release	08.03.2022	BT
		Index-release		

Max. 4150 bar / 60,000 psi



ALLFI AG - RIEDENMATT 1 - CH-6370 STANS  
PHONE +41(0)41-618 05 05 - TELEFAX +41(0)41-618 05 10  
E-MAIL: sales@allfi.com http://www.allfi.com

921100-I	Index	-	Sheet-	2
	No. of sheets	-		2