

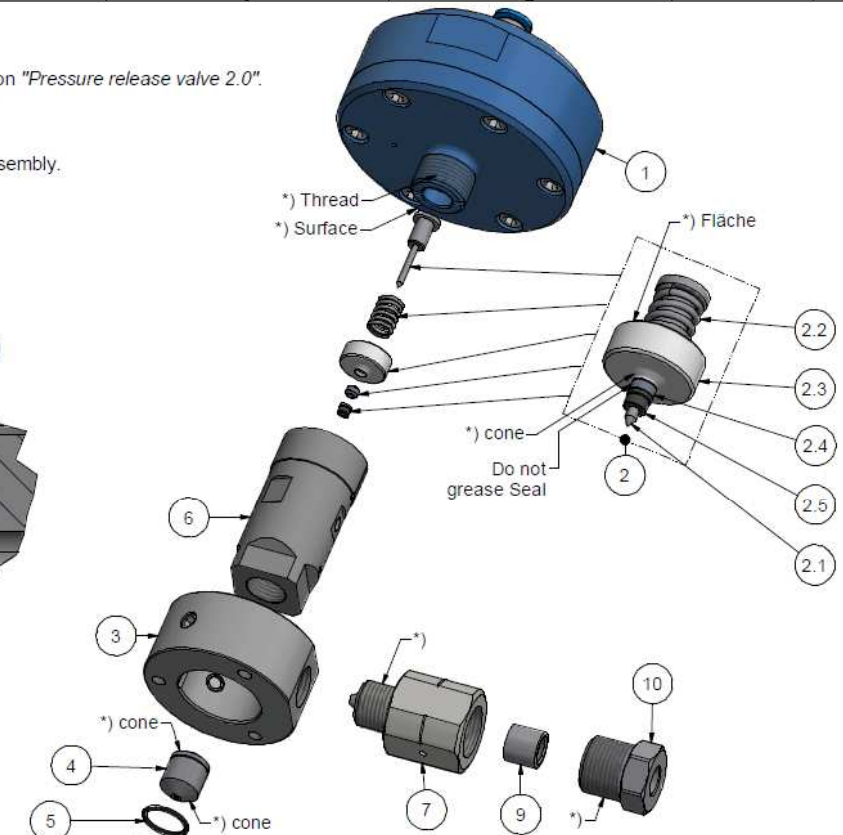
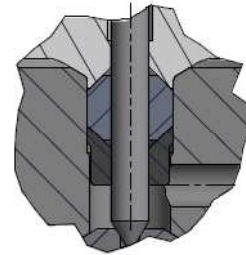
Assembling - Maintenance

This drawing is appendix A of the installation and maintenance instruction "Pressure release valve 2.0".
Complete installation and maintenance instruction refer to QR-Code or:
<https://www.alfi.com/en/services/downloads/product-manuals/>

- Pneumatic cylinder **must not** be pressurized during assembly & disassembly.
- Function test with several open and closed cycles.
- Pressure relief holes must not be covered or closed.



Detail X (5 : 1)



*) -> Assembly-Grease DX
Alfi-Art.: 051055

Item	Qty	Description	Part-Number	Comments	Weight
1	1	Pneumatic Cylinder 2.0	919095		570.2 g
2	1	Seal Kit 2.0 Pressure relief valve	919014	Wear part	15.8 g
2.1	1	Valve needle	901416		3.1 g
2.2	1	Compression Spring	021006		1.4 g
2.3	1	Pressure plate 2.0	900627		11 g
2.4	1	HP-seal 2.0 short	900632		0.1 g
2.5	1	Conus disc 2.0	901439		0.2 g
3	1	Coupling Ring	900074		305.8 g
4	1	Valve Seat	900014	Wear part	17.2 g
5	1	O-Ring D=14 x 1.5	010013		0.1 g
6	1	Valve case 2.0	908010	Wear part	235.2 g
7	1	Restrictor m/f 1/4" - 3/8"	661438-P	Wear part	130.1 g
8	1	Restrictor to Valve Seat 3/8"	901260-P	Wear part	113 g
9	2	Collar 3/8"	713800		6.8 g
10	2	Gland Nut 3/8"	703800		48.1 g

General tolerances ISO 2768-1 mK
Designs and drawings created and produced by the contractor are the contractor's intellectual property and may only be used for the purposes of the order.

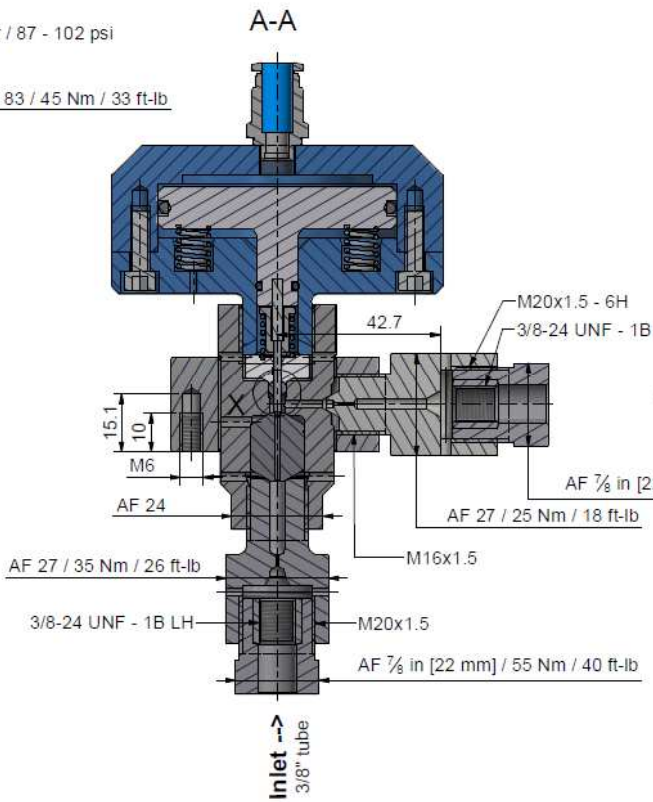
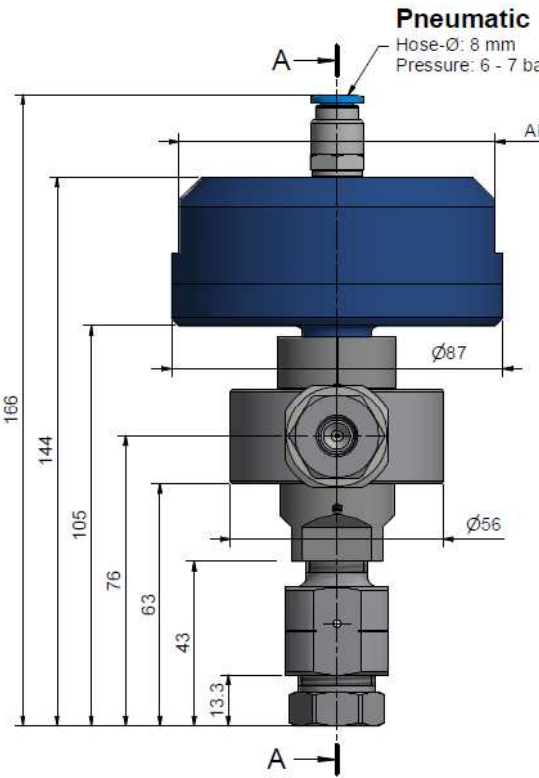
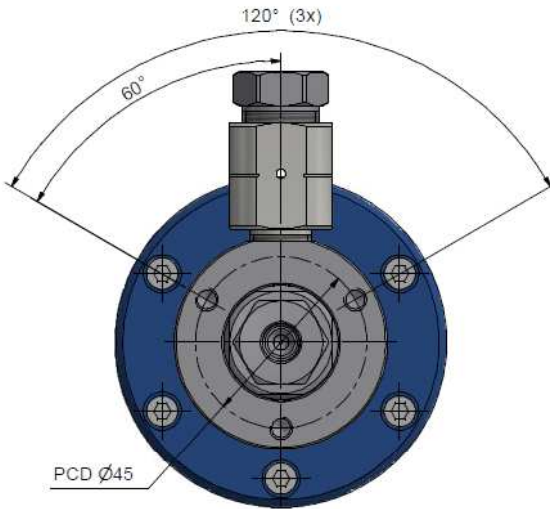
Amendment:	Replace for	-
	Replaced by	-
	Drawn	03.01.2023 AM
	Checked	17.07.2024 PH
	Release	17.07.2024 PH
	Index-release	

Pressure relief valve 3/8" 2.0

Scale 1 : 1
Max. 4150 bar / 60,000 psi

Alfi
Components
ALLFI AG - RIEDENMATT 1 - CH-8370 STANS
PHONE +41(0)41-818 05 05
E-MAIL: sales@alfi.com <http://www.alfi.com>

919115
Index Sheet No. 2
No. of sheets 2



Inlet
3/8" tube