

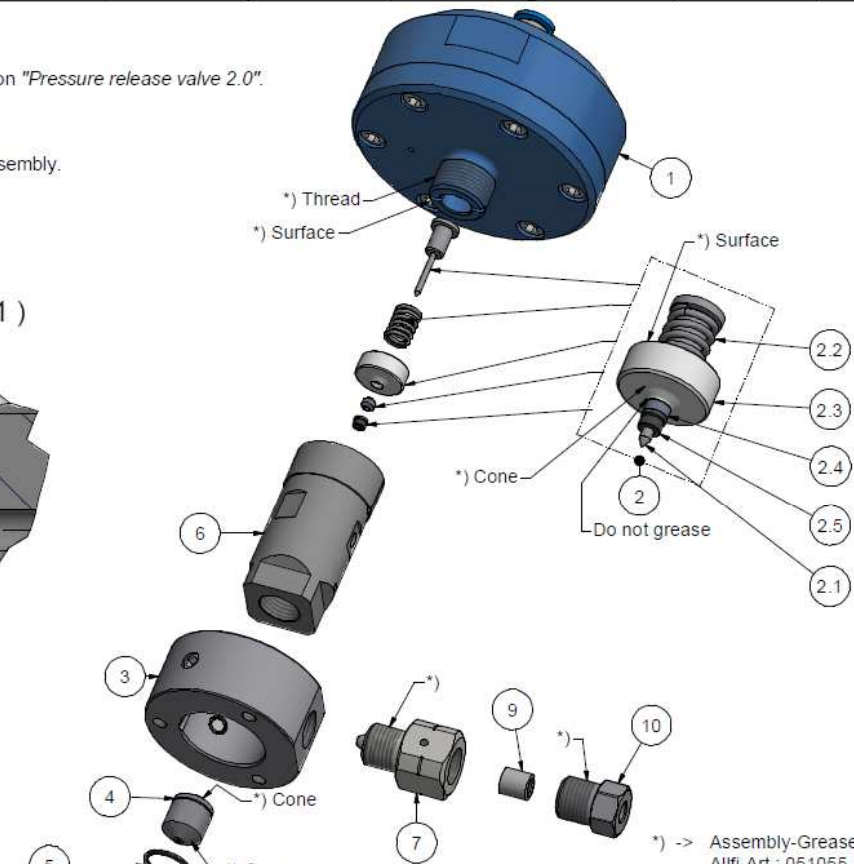
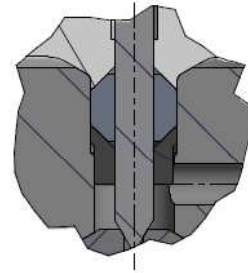
Assembling - Maintenance

This drawing is appendix A of the installation and maintenance instruction "Pressure release valve 2.0". Complete installation and maintenance instruction refer to QR-Code:
<https://www.alfi.com/en/services/downloads/product-manuals/>

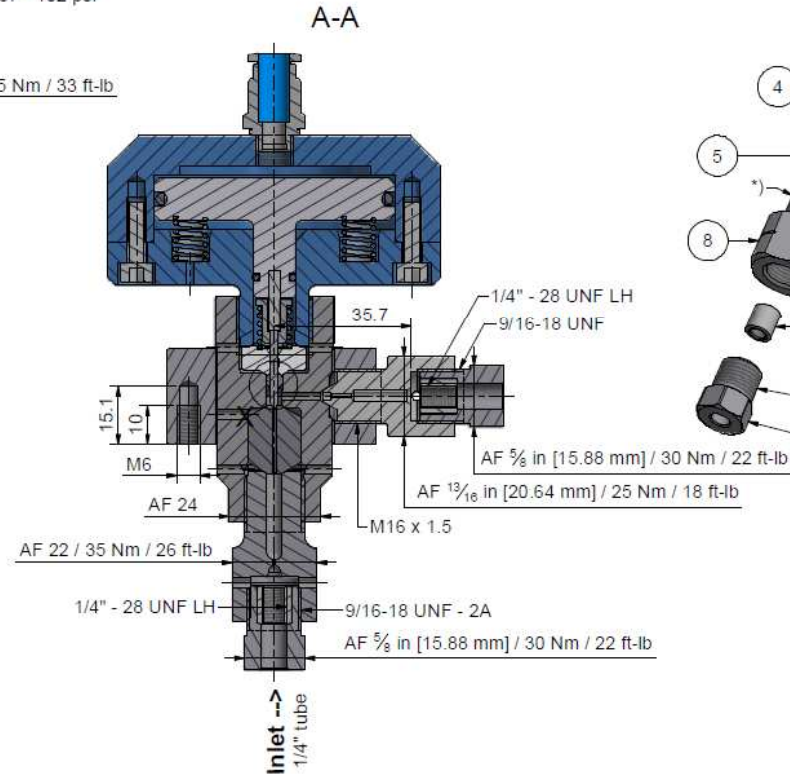
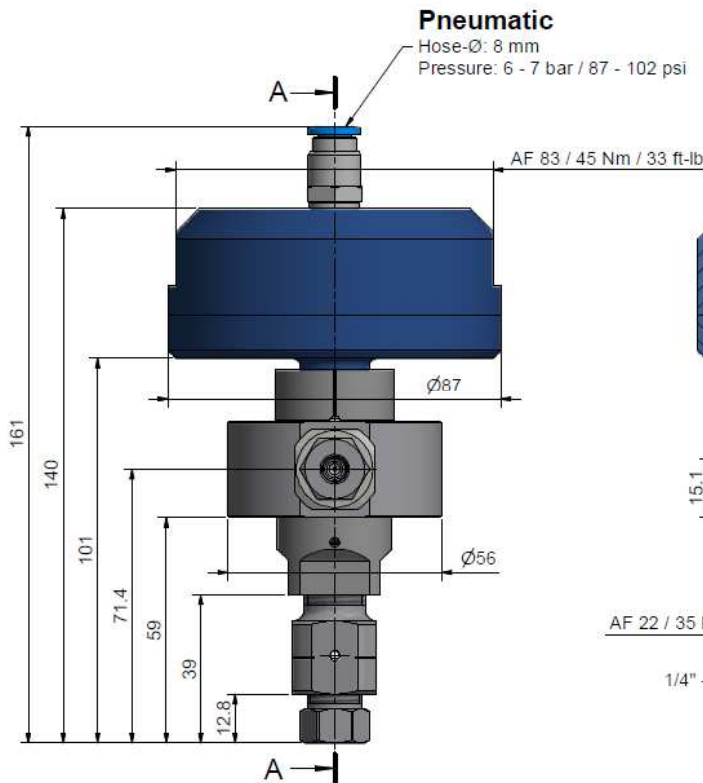
- Pneumatic cylinder **must not** be pressurized during assembly & disassembly.
- Function test with several open and closed cycles.
- Pressure relief holes must not be covered or closed.



Detail X (5 : 1)



*) -> Assembly-Grease DX
 Alfi-Art.: 051055



Item	Qty	Description	Part-Number	Comments	Weight
1	1	Pneumatic Cylinder 2.0	919095		570.2 g
2	1	Seal Kit 2.0 Pressure relief valve	919014	Wear part	15.8 g
2.1	1	Valve needle	901416		3.1 g
2.2	1	Compression Spring	021006		1.4 g
2.3	1	Pressure plate 2.0	900627		11 g
2.4	1	HP-seal 2.0 short	900632		0.1 g
2.5	1	Conus disc 2.0	901439		0.2 g
3	1	Coupling Ring 1/4" Imp	900074-I		309.1 g
4	1	Valve Seat	900014	Wear part	17.2 g
5	1	O-Ring D=14 x 1.5	010013		0.1 g
6	1	Valve case 2.0	908010	Wear part	235.2 g
7	1	Restrictor m/f 1/4" - 1/4" Imp	661414-I	Wear part	58.1 g
8	1	Restrictor to Valve Seat 1/4" Imp	901261-I	Wear part	82.1 g
9	2	Collar 1/4"	711403		3.1 g
10	2	Gland Nut 1/4" Imp	701407		22.8 g

General tolerances ISO 2768-1 mK Designs and drawings created and produced by the contractor are the contractor's intellectual property and may only be used for the purposes of the order. Weight 1.34 kg

Amendment:		Replace for -
		Replaced by -
Drawn 03.01.2023 AM		
Checked 26.08.2024 BT		
Release 17.10.2024 PH		
Index-release:		

Pressure release valve 1/4" 2.0 Imp

Scale
 1 : 1

Max. 4150 bar / 60,000 psi



ALLFI AG - RIEDENMATT 1 - CH-8370 STANS
 PHONE +41(0)41-818 05 05
 E-MAIL: sales@alfi.com

<http://www.alfi.com>

919015-I

Index	Sheet No.	2
-	No. of sheets	2