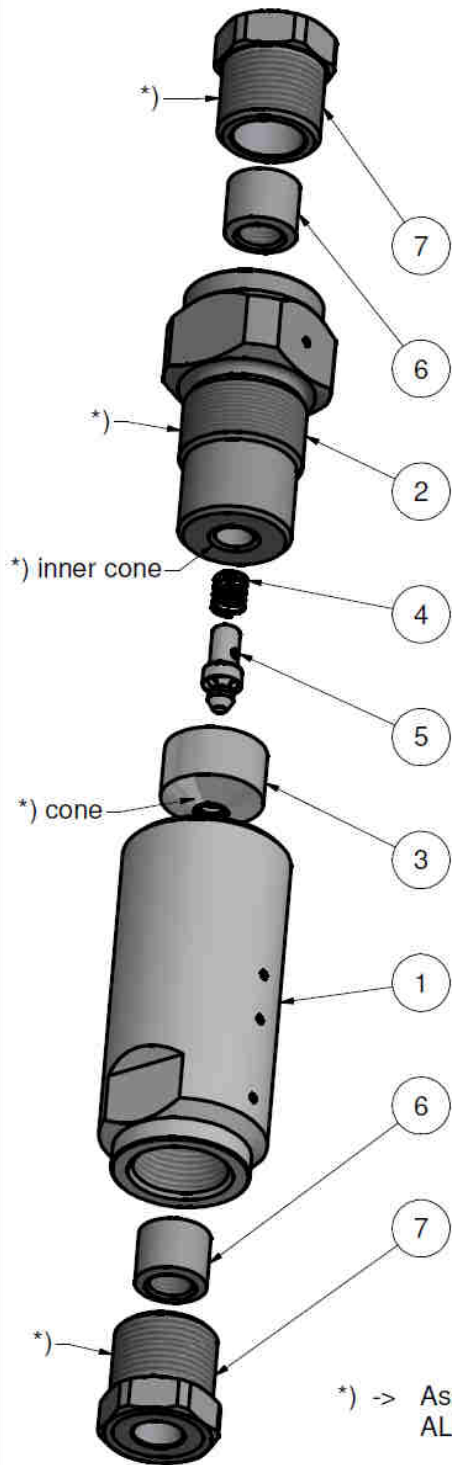


Assembling - Maintenance

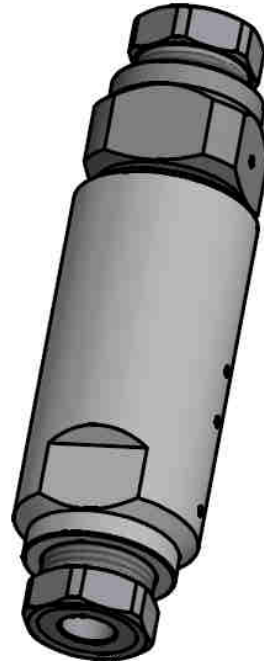
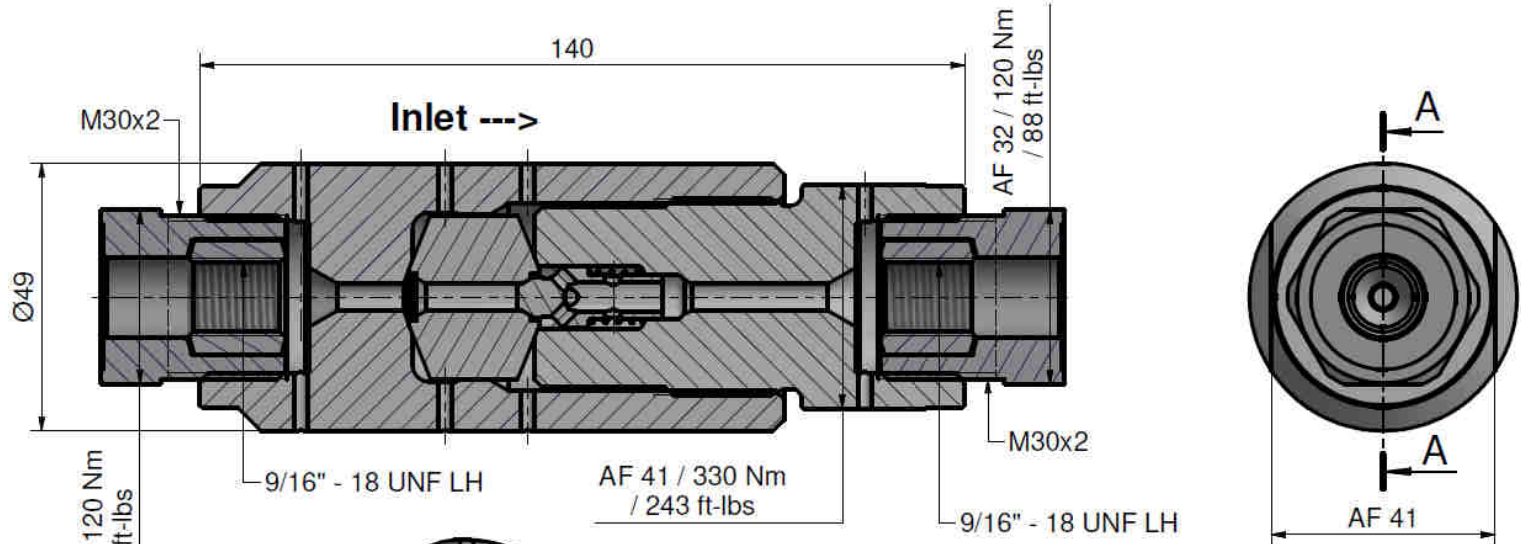
This drawing is appendix A of the installation and maintenance manual "HP-check valve 9/16" ".
Complete installation and maintenance instruction refer to QR-Code or:
<https://www.allfi.com/en/services/downloads/product-manuals/>



- Pressure relief holes may not be covered or closed.



*) -> Assembly-Grease DX
ALLFI-Art.: 051055



Item	Qty	Description	Part-Number	Comments	Weight
1	1	Case 9/16"	918201-P	Wear part	937.4 g
2	1	Lock screw 9/16"	918202-P	Wear part	580.6 g
3	1	Valve Seat 9/16"	918203-P	Wear part	103.9 g
4	1	Spring	021040	Wear part	0.3 g
5	1	Valve bolt 9/16"	918205-P	Wear part	7.9 g
6	2	Collar 9/16"	719100		28.9 g
7	2	Gland Nut 9/16"	709100-P		128 g

General tolerances ISO 2768-1 mK Designs and drawings created and produced by the contractor are the contractor's intellectual property and may only be used for the purposes of the order. Weight 2.05 kg

Amendment:	Replace for	918200-P
A) Pos. 1 & 2 diverse Anpassungen, 22.04.2022 AM	Replaced by	-
B) Nummer war 918200-P, 27.02.2023 AM	Drawn	05.11.2021 AM
	Checked	10.11.2021 BT
	Release	28.06.2022 GB
	Index-release	27.02.2023 BT

HP-check valve 9/16" 2.0

Scale
1 : 1

Max. 6200 bar / 90,000 psi



ALLFI AG - RIEDENMATT 1 - CH-6370 STANS
PHONE +41(0)41-618 05 05 - TELEFAX +41(0)41-618 05 10
E-MAIL: sales@allfi.com <http://www.allfi.com>

918210-P

Index	Sheet-	2
B	No.	2
	No. of sheets	2