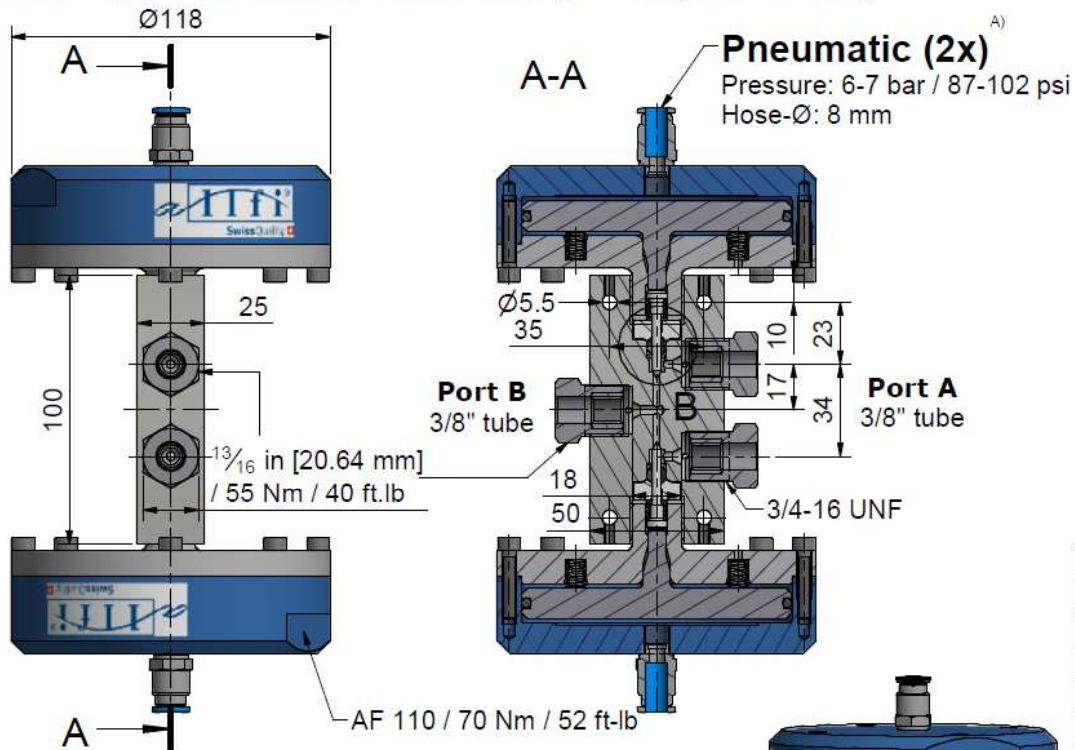


# Assembling - Maintenance


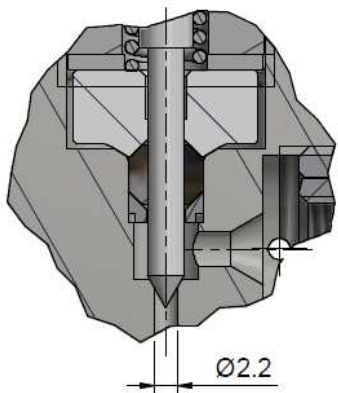
This drawing is appendix A of the installation and maintenance instruction "Pneumatic Valve 2.0".  
 Complete installation and maintenance instruction refer to QR-Code or:  
<https://www.allfi.com/en/services/downloads/product-manuals/>



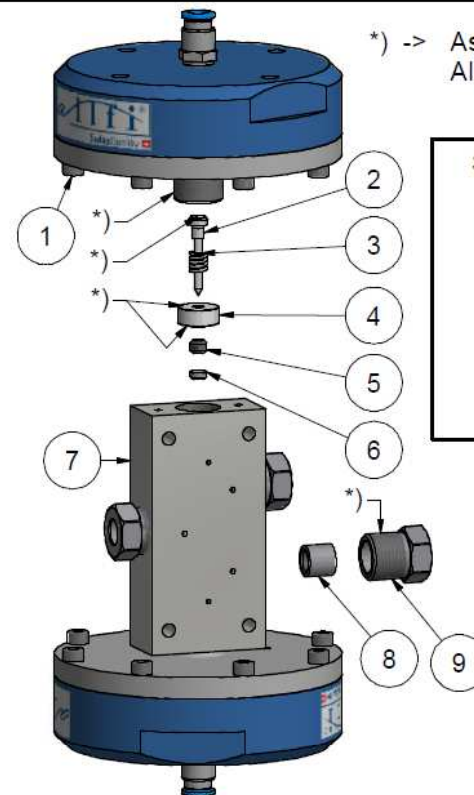
- Pressure relief holes must **not** be covered or closed.
- Pneumatic cylinder must not be pressurized during assembly & disassembly.



Detail B ( 2 : 1 )



\*) -> Assembly-Grease DX  
 Allfi-Art.: 051055



**Sealing kit 2.0**  
**912050**  
 Including Pos.  
 2,3,4,5,6

Item	Qty	Description	Part-Number	Comments	Weight
1	2	Pneumatic Cylinder 2.0 NO	912290		2120.3 g
2	2	Needle complete 2.0	912076	Wear part	2.2 g
3	2	Spring	021033		0.1 g
4	2	Pressure plate 2.0	912053	Wear part	11.8 g
5	2	HP-Seal 2.0	912052	Wear part	1 g
6	2	Conical disc 2.0	912062	Wear part	0.4 g
7	1	Valve body 2-stem 3/8" 2.0 Imp	912068-I	Wear part	757.4 g
8	3	Collar 3/8"	713800		6.8 g
9	3	Gland Nut 3/8" Imp	703807		40.8 g

General tolerances ISO 2768-1 m Designs and drawings created and produced by the contractor are the contractor's intellectual property and may only be used for the purposes of the order. Weight -

Amendment: A) 0080, Air pressure redefined, 27.10.2021 AM	Replaced for:	-
	Replaced by:	-
	Drawn	01.03.2018 AM
	Checked	02.03.2018 RB
	Release	02.03.2018 RB
	Index-release	28.10.2021 RB

Pneum. 2-stem Valve 3/8" NO 2.0 Imp

Scale  
 1 : 1

Max 4150 bar / 60,000 psi  
 Normally open



ALLFI AG - RIEDENMATT 1 - CH-6370 STANS  
 PHONE +41(0)41-618 05 05 - TELEFAX +41(0)41-618 05 10  
 E-MAIL: sales@allfi.com http://www.allfi.com

<b>911080-I</b>	Index	A	Sheet-	2
	No. of sheets			2