

# Assembling - Maintenance

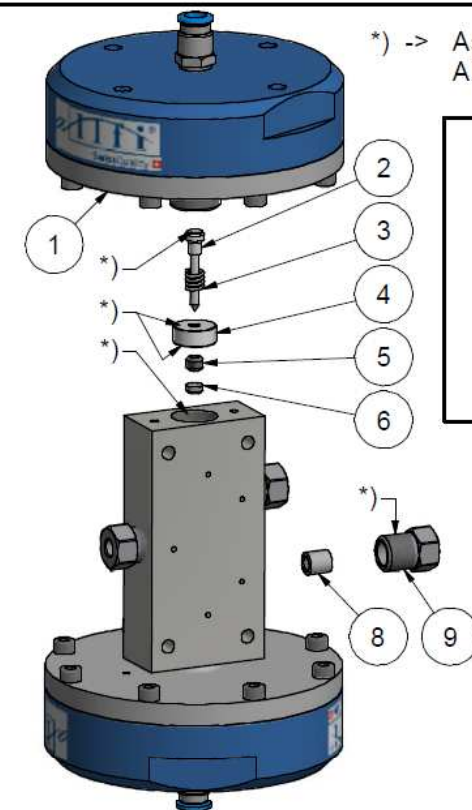
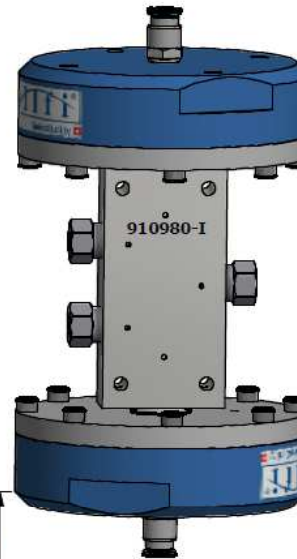
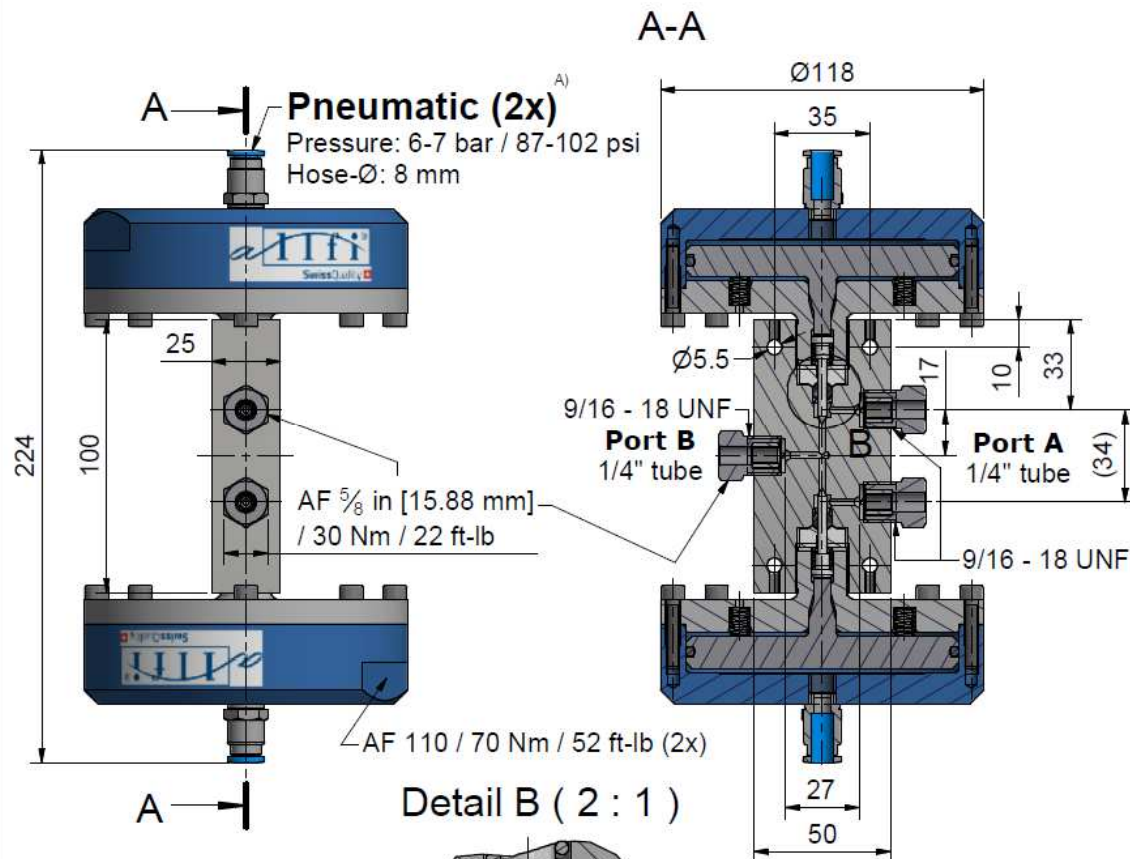
This drawing is appendix A of the installation and maintenance instruction "Pneumatic Valve 2.0".  
Complete installation and maintenance instruction refer to QR-Code or:  
<https://www.allfi.com/en/services/downloads/product-manuals/>



- Pressure relief holes must not be covered or closed.
- Pneumatic cylinder must not be pressurized during assembly & disassembly.

\*) -> Assembly-Grease DX  
Allfi-Art.: 051055

**Sealing kit 2.0**  
912050  
Including Pos.  
2,3,4,5,6



Item	Qty	Description	Part-Number	Comments	Weight
1	2	Pneumatic Cylinder 2.0 NO	912290		2120.3 g
2	2	Needle complete 2.0	912076	Wear part	2.2 g
3	2	Spring	021033		0.1 g
4	2	Pressure plate 2.0	912053	Wear part	11.8 g
5	2	HP-Seal 2.0	912052	Wear part	1 g
6	2	Conical disc 2.0	912062	Wear part	0.4 g
7	1	Valve body 2-stem 1/4" 2.0 Imp	912073-I	Wear part	811.7 g
8	3	Collar 1/4"	711403		3.1 g
9	3	Gland Nut 1/4" Imp	701407		22.8 g

General tolerances ISO 2768-1 m | Designs and drawings created and produced by the contractor are the contractor's intellectual property and may only be used for the purposes of the order. | Weight 5.16 kg

Amendment: A) 0080, Air pressure redefined, 27.10.2021 AM	Replace for	-
	Replaced by	-
	Drawn	27.07.2017 AM
<b>Pneum. 2-stem Valve 1/4" NO 2.0 Imp</b>	Checked	27.07.2017 RB
	Release	01.03.2018 RB
	Index-release	28.10.2021 RB

**allfi Components**

ALLFI AG - RIEDENMATT 1 - CH-6370 STANS  
PHONE +41(0)41-618 05 05 - TELEFAX +41(0)41-618 05 10  
E-MAIL: sales@allfi.com | <http://www.allfi.com>

Scale 1 : 2

Max 4150 bar / 60,000 psi  
Normally open

**910980-I**

Index	Sheet-No.	2
A	No. of sheets	2