

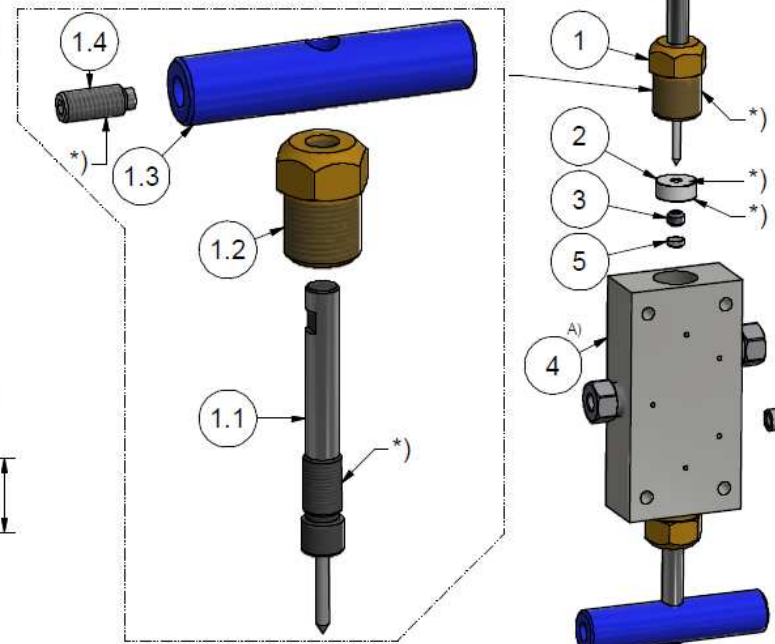
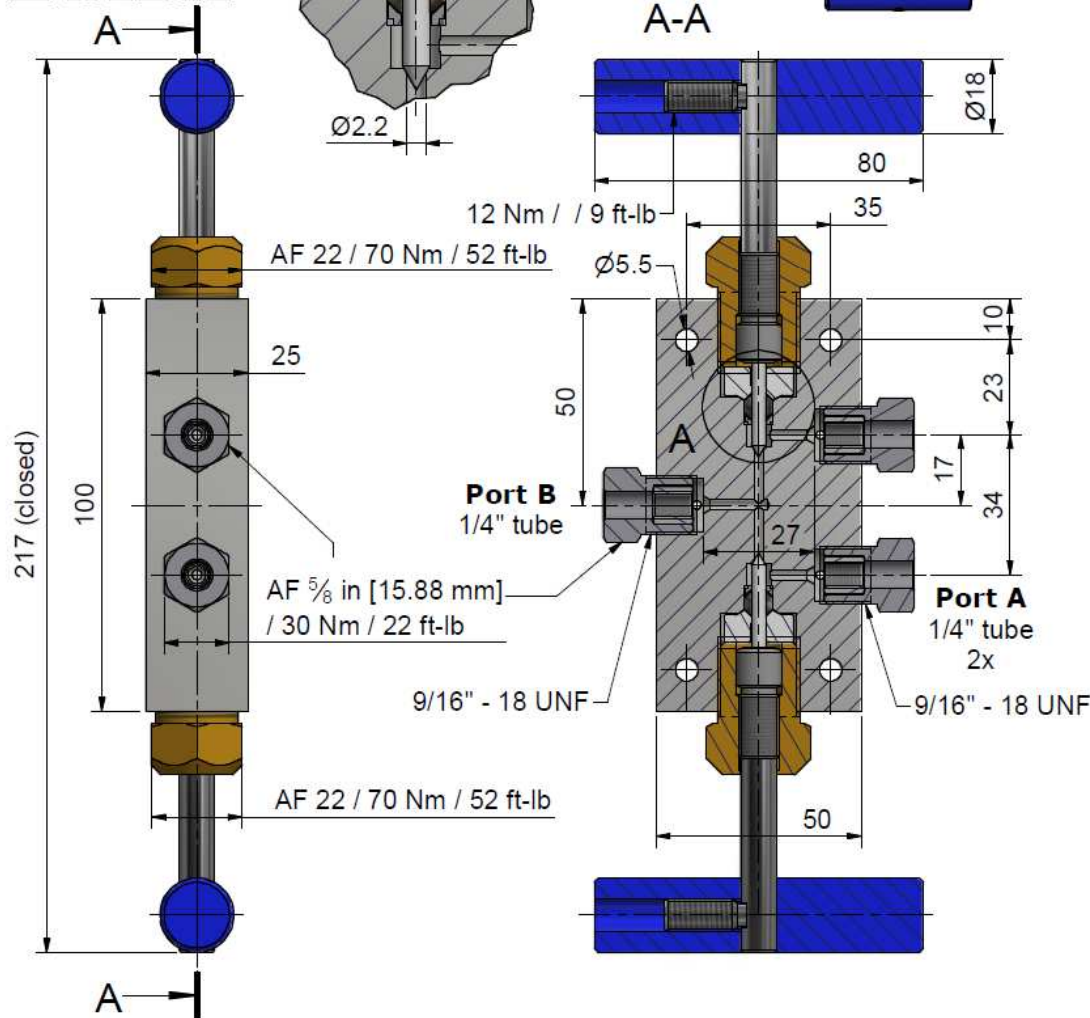
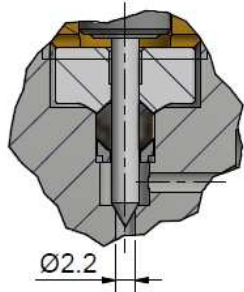
Assembling - Maintenance

This drawing is appendix A of the installation and maintenance instruction "Hand valve 2.0".
 Complete installation and maintenance instruction refer to QR-Code or:
<https://www.allfi.com/en/services/downloads/product-manuals/>

- Pressure relief holes must not be covered or closed.



Detail A (3 : 2)



*) -> Assembly-Grease DX
 Allfi-Art.: 051055

Sealing kit 2.0
912077
 Including Pos.
 1.1, 2, 3, 5

Item	Qty	Description	Part-Number	Comments	Weight
1	2	Spindle complete 2.0	910062		169.9 g
1.1	1	Needle with spindle 2.0	912059	Wear part	39.9 g
1.2	1	Spindle Nut 2.0	912058		75.1 g
1.3	1	Clamp Handle 2.0	912057		48.2 g
1.4	1	Screw	000044		6.7 g
2	2	Pressure plate 2.0	912053	Wear part	11.8 g
3	2	HP-Seal 2.0	912052	Wear part	1 g
4	1	Valve body 2-stem 1/4" 2.0 Imp	912073-I	Wear part	813.6 g
5	2	Conical disc 2.0	912062	Wear part	0.4 g
6	3	Gland Nut 1/4" Imp	701407		22.8 g
7	3	Collar 1/4"	711403		3.1 g

General tolerances ISO 2768-1 mK Designs and drawings created and produced by the contractor are the contractor's intellectual property and may only be used for the purposes of the order. Weight 1.26 kg

Amendment:	Replace for	912003-I
A) 0024, Höhe vom Ventilkörper war 87mm, 13.03.2018 AM	Replaced by	-
	Drawn	02.08.2016 AM

Hand Valve 3-Way 2 Stem 1/4" 2.0 Imp	Scale	Checked	02.05.2017	RB
	3 : 4	Release	29.05.2017	BT
		Index-release	14.03.2018	RB

Max 4150 bar / 60,000 psi
 Hand Valve 2.0

allfi
 Components
 ALLFI AG - RIEDENMATT 1 - CH-6370 STANS
 PHONE +41(0)41-618 05 05
 E-MAIL: sales@allfi.com

<http://www.allfi.com>

910910-I	A	Index	Sheet-	2
		No.	No. of	2
		sheets		