

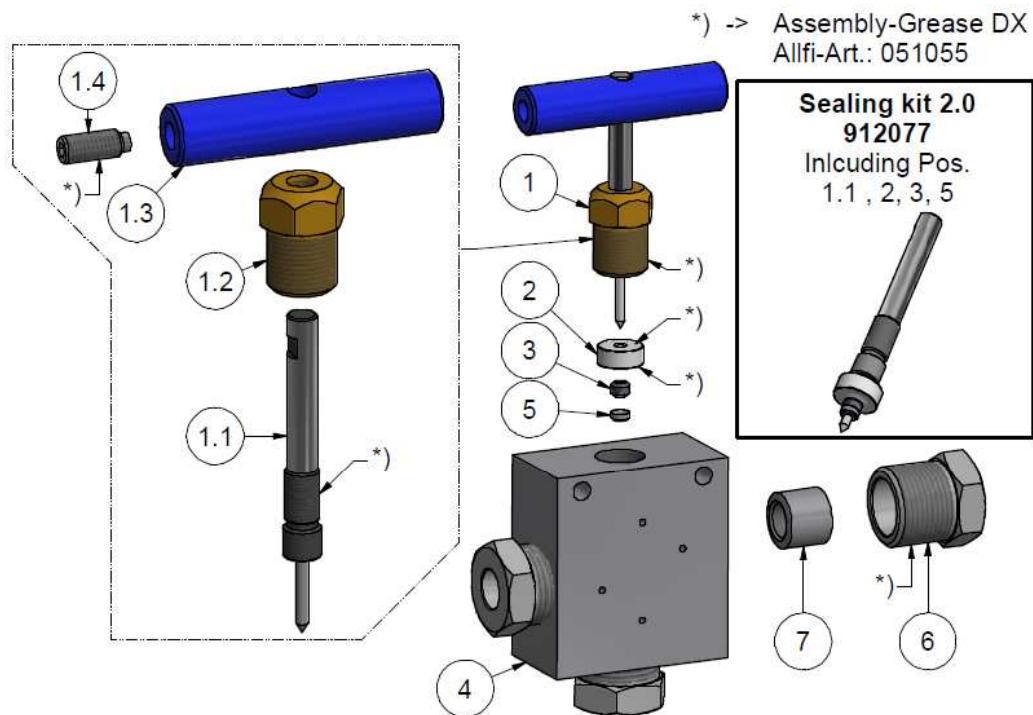
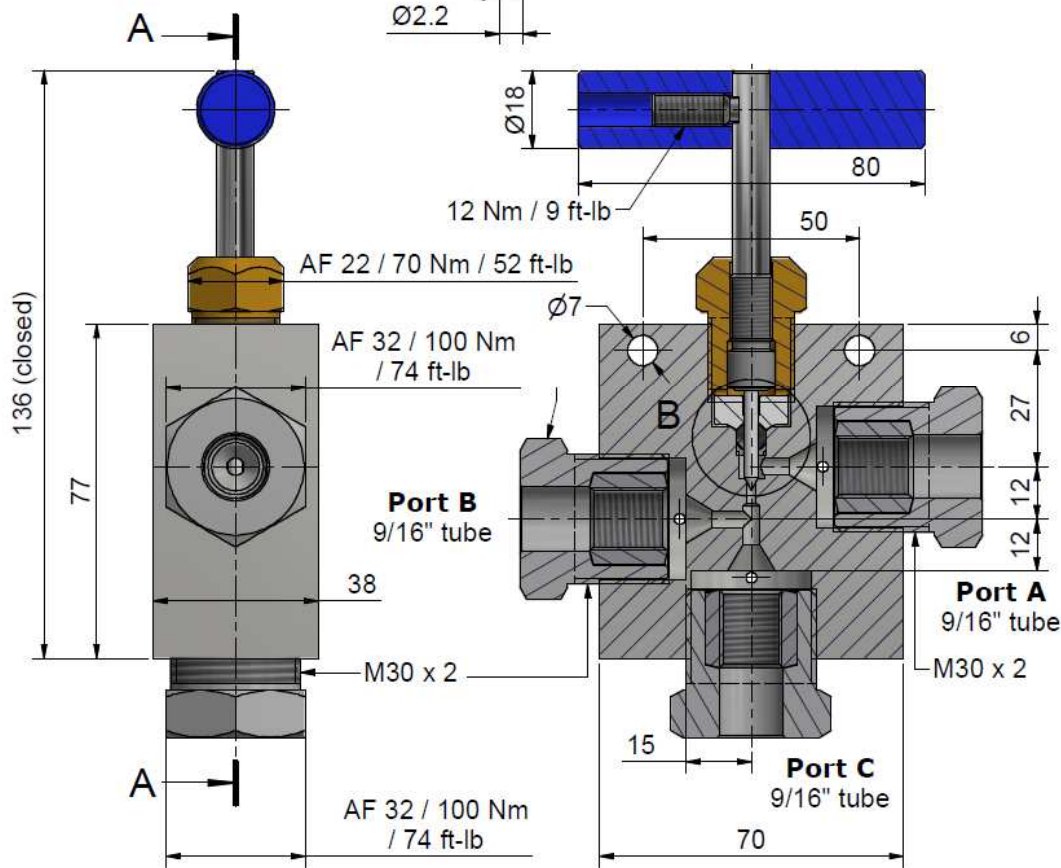
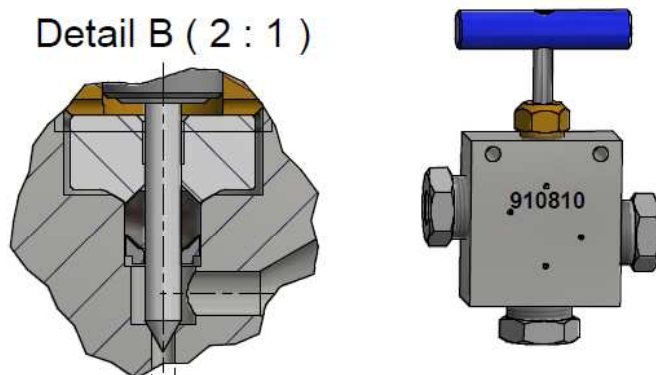
Assembling - Maintenance

This drawing is appendix A of the installation and maintenance instruction "Hand Valve 2.0".
The complete installation and maintenance instruction is hosted at www.allfi.com

- Pressure relief holes must not be covered or closed



Detail B (2 : 1)



Sealing kit 2.0
912077
Including Pos.
1.1 , 2, 3, 5

Item	Qty	Description	Part-Number	Comments	Weight
1	1	Spindle complete 2.0	910062		169.9 g
1.1	1	Needle with spindle 2.0	912059	Wear part	39.9 g
1.2	1	Spindle Nut 2.0	912058		75.1 g
1.3	1	Clamp Handle 2.0	912057		48.2 g
1.4	1	Screw	000044		6.7 g
2	1	Pressure plate 2.0	912053	Wear part	11.8 g
3	1	HP-Seal 2.0	912052	Wear part	1 g
4	1	Valve Body 3-Way 9/16" 2.0	912071	Wear part	1226.5 g
5	1	Conical disc 2.0	912062	Wear part	0.4 g
6	3	Gland Nut 9/16"	709100		132.8 g
7	3	Collar 9/16"	719100		28.9 g

General tolerances ISO 2768-1 m Designs and drawings created and produced by the contractor are the contractor's intellectual property and may only be used for the purposes of the order. Weight 1.89 kg

Amendment:	Replace for 912022, 910800
	Replaced by -
	Drawn 02.09.2016 AM
	Checked 04.05.2017 RB
	Release 17.01.2018 RB
	Index-release

Hand Valve 3-Way 9/16" 2.0

Scale 4 : 5

Max 4150 bar / 60,000 psi
Hand Valve 2.0

910810

ALLFI AG - RIEDENMATT 1 - CH-6370 STANS
PHONE +41(0)41-618 05 05 - TELEFAX +41(0)41-618 05 10
E-MAIL: sales@allfi.com <http://www.allfi.com>

Index	Sheet-No.	2
	No. of sheets	2