

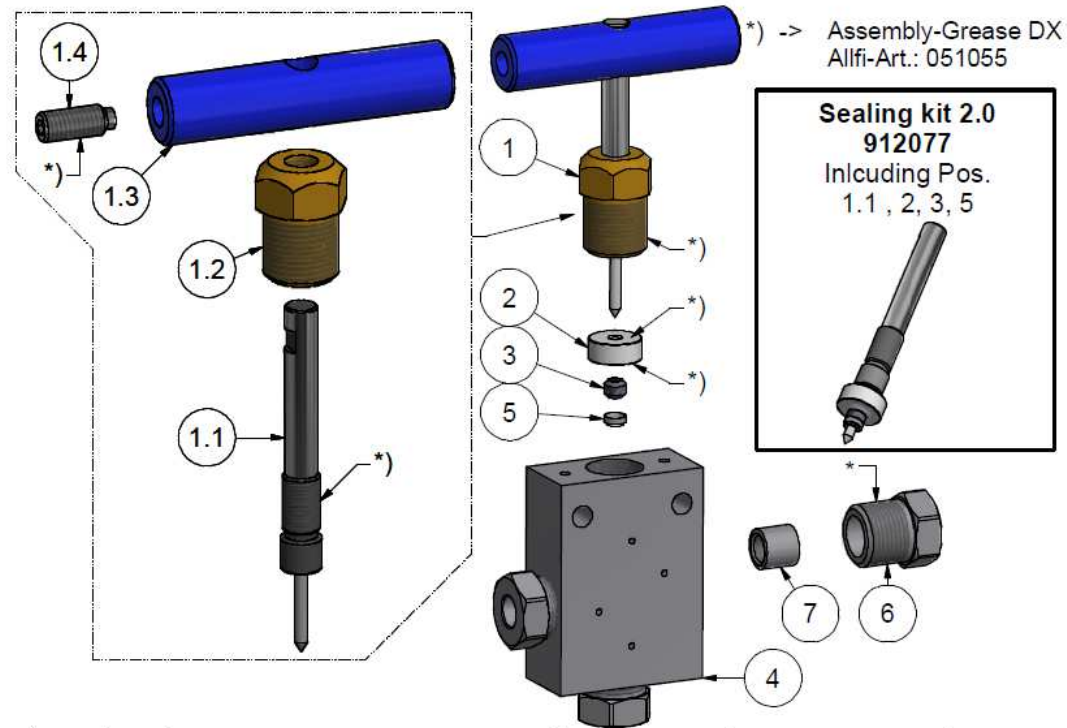
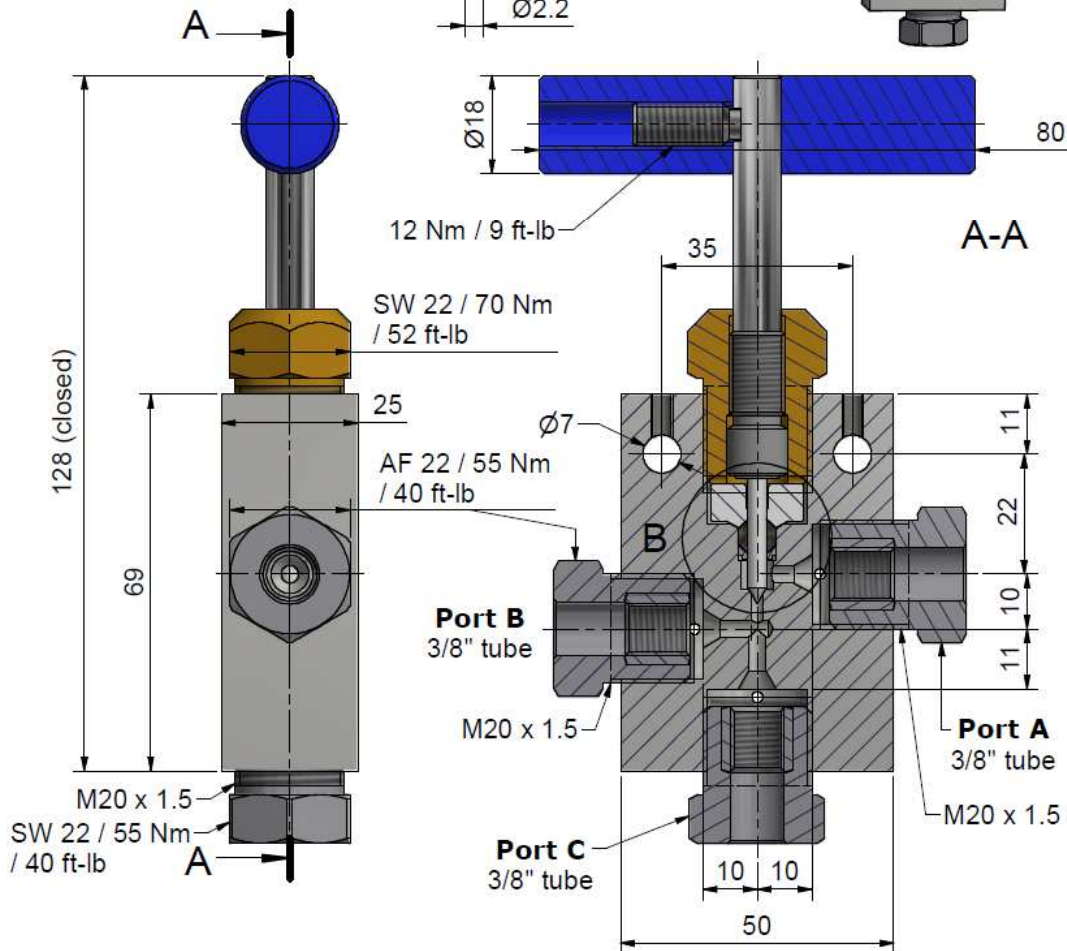
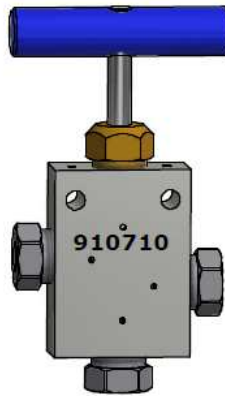
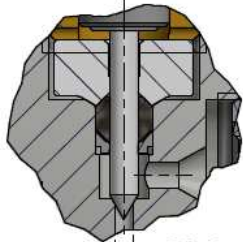
Assembling - Maintenance

This drawing is appendix A of the installation and maintenance instruction "Hand valve 2.0". Complete installation and maintenance refer to QR-Code or: <https://www.allfi.com/en/services/downloads/product-manuals/>

- Pressure relief holes must not be covered or closed.



Detail B (3 : 2)



| Item | Qty | Description | Part-Number | Comments | Weight |
|------|-----|---------------------------|-------------|-----------|---------|
| 1 | 1 | Spindle complete 2.0 | 910062 | | 169.9 g |
| 1.1 | 1 | Needle with spindle 2.0 | 912059 | Wear part | 39.9 g |
| 1.2 | 1 | Spindle Nut 2.0 | 912058 | | 75.1 g |
| 1.3 | 1 | Clamp Handle 2.0 | 912057 | | 48.2 g |
| 1.4 | 1 | Screw | 000044 | | 6.7 g |
| 2 | 1 | Pressure plate 2.0 | 912053 | Wear part | 11.8 g |
| 3 | 1 | HP-Seal 2.0 | 912052 | Wear part | 1 g |
| 4 | 1 | Valve Body 3-Way 3/8" 2.0 | 912067 | Wear part | 507.5 g |
| 5 | 1 | Conical disc 2.0 | 912062 | Wear part | 0.4 g |
| 6 | 3 | Gland Nut 3/8" | 703800 | | 48.1 g |
| 7 | 3 | Collar 3/8" | 713800 | | 6.8 g |

General tolerances ISO 2768-1 m Designs and drawings created and produced by the contractor are the contractor's intellectual property and may only be used for the purposes of the order.

| | | |
|------------|---------------|----------------|
| Amendment: | Replace for | 912012, 910700 |
| | Replaced by | - |
| | Drawn | 31.08.2016 AM |
| | Checked | 02.05.2017 RB |
| | Release | 17.01.2018 RB |
| | Index-release | |

Hand Valve 3-Way 3/8" 2.0

ALLFI AG - RIEDENMATT 1 - CH-6370 STANS
 PHONE +41(0)41-618 05 05
 E-MAIL: sales@allfi.com

Scale
1 : 1

Max 4150 bar / 60,000 psi
Hand Valve 2.0

910710

| | | |
|-------|---------------|---|
| Index | Sheet | 2 |
| - | No. | 2 |
| | No. of sheets | 2 |