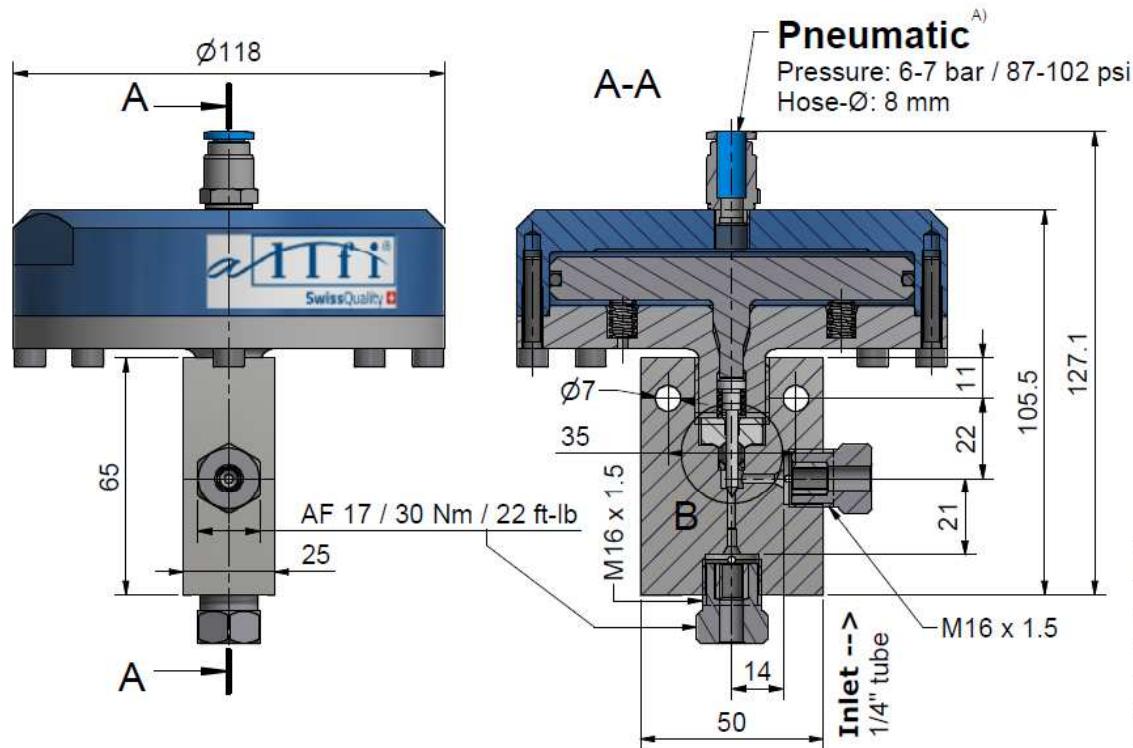


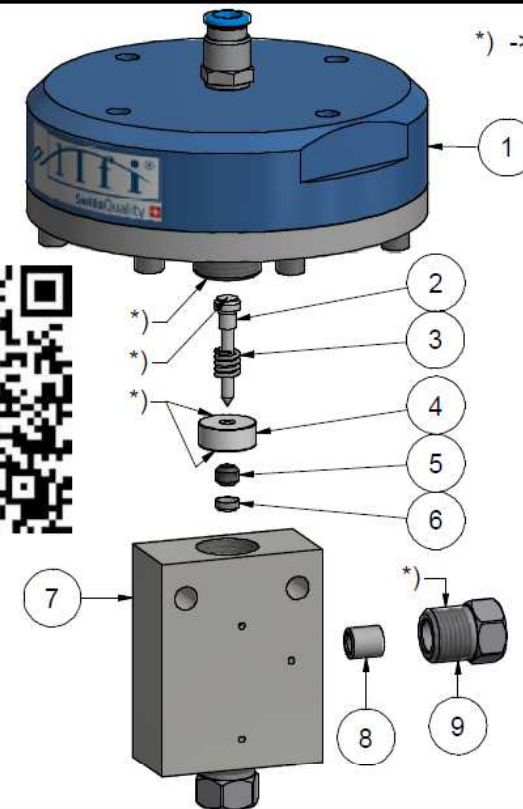
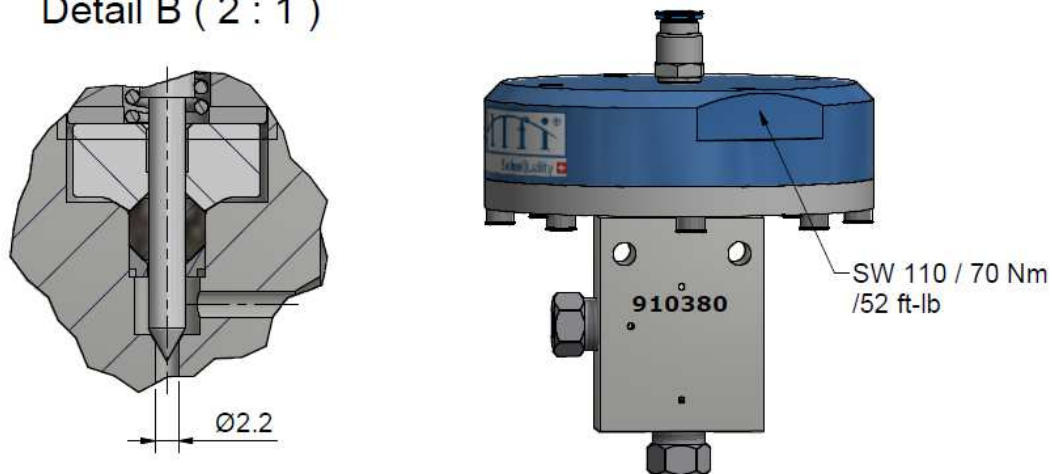
Assembling - Maintenance

This drawing is appendix A of the installation and maintenance instruction "Pneumatic Valve 2.0".
 Complete installation and maintenance instruction refer to QR-Code or:
<https://www.allfi.com/en/services/downloads/product-manuals/>

- Pressure relief holes must not be covered or closed.
- Pneumatic cylinder must not be pressurized during assembly & disassembly.



Detail B (2 : 1)



*) -> Assembly-Grease DX
 Allfi-Art.: 051055

Sealing kit 2.0
912050
 Including Pos.
 2,3,4,5,6

| Item | Qty | Description | Part-Number | Comments | Weight |
|------|-----|---------------------------|-------------|-----------|----------|
| 1 | 1 | Pneumatic Cylinder 2.0 NO | 912290 | | 2120.3 g |
| 2 | 1 | Needle complete 2.0 | 912076 | Wear part | 2.2 g |
| 3 | 1 | Spring | 021033 | | 0.1 g |
| 4 | 1 | Pressure plate 2.0 | 912053 | Wear part | 11.8 g |
| 5 | 1 | HP-Seal 2.0 | 912052 | Wear part | 1 g |
| 6 | 1 | Conical disc 2.0 | 912062 | Wear part | 0.4 g |
| 7 | 1 | Valve Body angle 1/4" 2.0 | 912063 | Wear part | 536.5 g |
| 8 | 2 | Collar 1/4" | 711403 | | 3.1 g |
| 9 | 2 | Gland Nut 1/4" | 701403 | | 29.1 g |

General tolerances ISO 2768-1 mK | Designs and drawings created and produced by the contractor are the contractor's intellectual property and may only be used for the purposes of the order. | Weight

| | |
|--|-----------------------------|
| Amendment: A) 0080, Air pressure redefined, 27.10.2021 AM | Replace for 915300 |
| | Replaced by - |
| | Drawn 23.03.2017 AM |
| | Checked 05.12.2017 RB |
| | Release 05.12.2017 RB |
| | Index-release 27.10.2021 RB |

| | | | |
|--|----------------|--|--------------------------------------|
| ALLFI AG - RIEDENMATT 1 - CH-6370 STANS PHONE +41(0)41-618 05 05 E-MAIL: sales@allfi.com | Scale 2 : 3 | Max 4150 bar / 60,000 psi Normally open | |
| | | 910380 | Index Sheet- A No. of sheets 2 |

<http://www.allfi.com>