

# Assembling - Maintenance

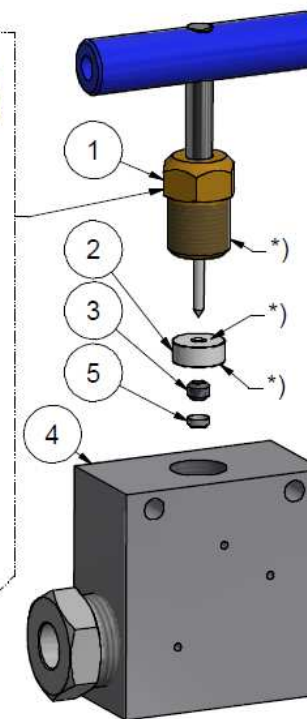
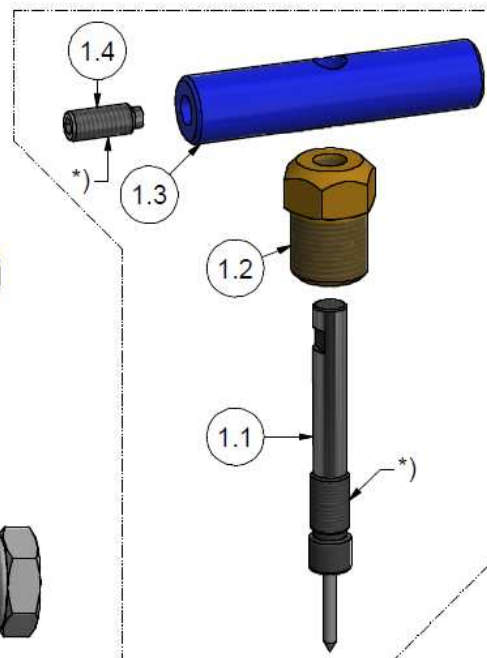
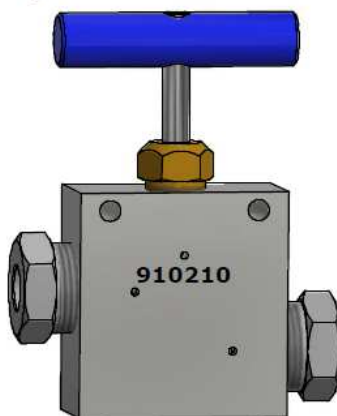
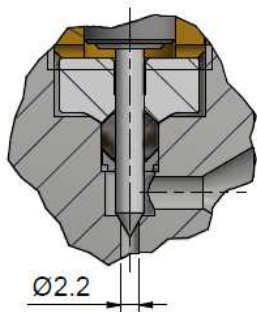
This drawing is appendix A of the installation and maintenance instruction "Hand valve 2.0".

The complete installation and maintenance instruction is hosted at [www.allfi.com](http://www.allfi.com)

- After finishing maintenance flush the valve at < 500 bar / 7'200 psi

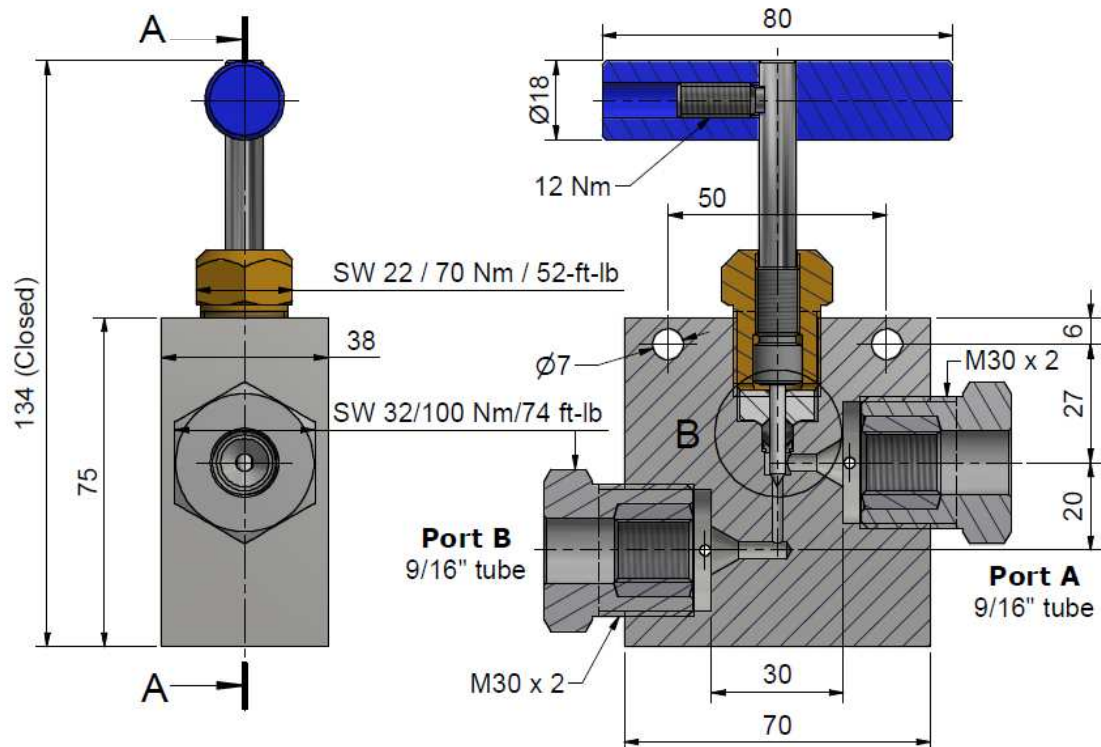
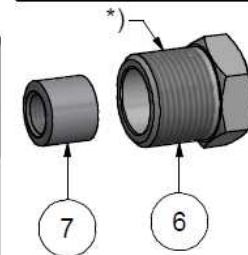


Detail B ( 3 : 2 )



\*) -> Assembly-Grease DX  
Allfi-Art.: 051055

**Dichtungssatz 2.0**  
**912077**  
Bestehend aus Pos.  
1.1 , 2 , 3 , 5



Item	Qty	Description	Part-Number	Comments	Weight
1	1	Spindle complete 2.0	910062		169.9 g
1.1	1	Needle with spindle 2.0	912059	Wear part	
1.2	1	Spindle Nut 2.0	912058		
1.3	1	Clamp Handle 2.0	912057		
1.4	1	Screw	000044		
2	1	Pressure plate 2.0	912053	Wear part	11.8 g
3	1	HP-Seal 2.0	912052	Wear part	1 g
4	1	Valve Body straight 9/16" 2.0	912069	Wear part	1282.8 g
5	1	Conical disc 2.0	912062	Wear part	0.4 g
6	2	Gland Nut 9/16"	709100		132.8 g
7	2	Collar 9/16"	719100		28.9 g

General tolerances ISO 2768-1 mK | Designs and drawings created and produced by the contractor are the contractor's intellectual property and may only be used for the purposes of the order. | Weight 1.79 kg

Amendment:	Replace for 912020, 910200
Replaced by:	-
Drawn by:	02.09.2016 AM
Checked:	03.05.2017 RB
Release:	29.05.2017 BT
Index-release:	

**Hand Valve 2-Way Straight 9/16" 2.0** | Scale 4 : 5 | Max 4150 bar / 60,000 psi | Hand Valve 2.0

**allfi**  
Components

ALLFI AG - RIEDENMATT 1 - CH-6370 STANS  
PHONE +41(0)41-618 05 05  
E-MAIL: [sales@allfi.com](mailto:sales@allfi.com) | <http://www.allfi.com>

Index	Sheet- No.	2
910210	No. of sheets	1