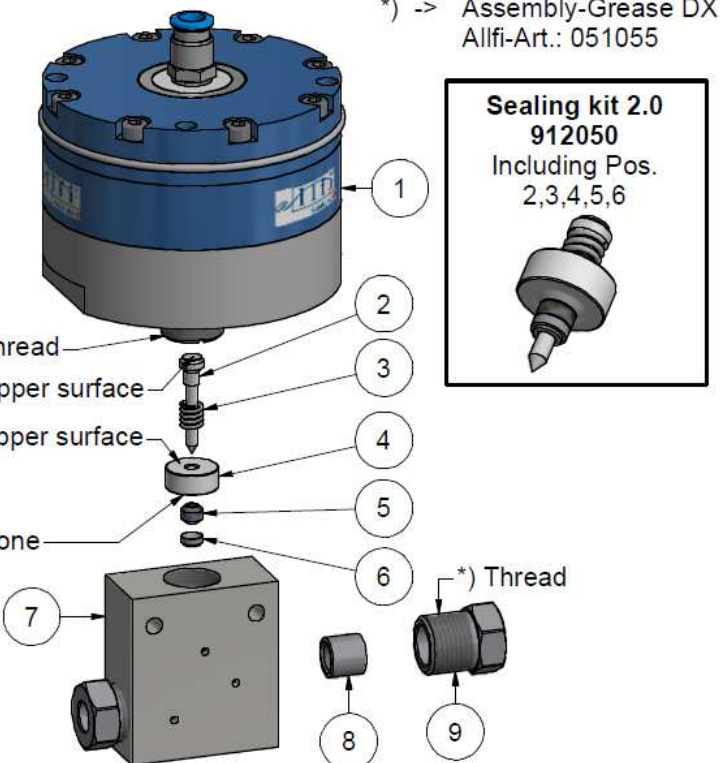
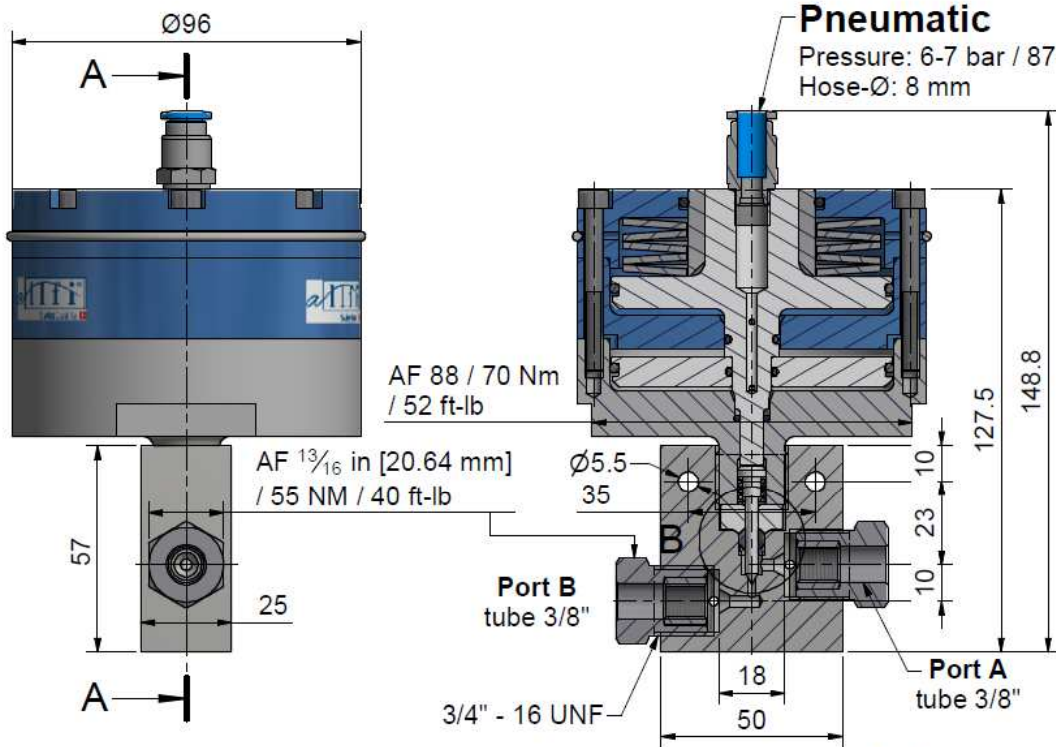


Assembling - Maintenance

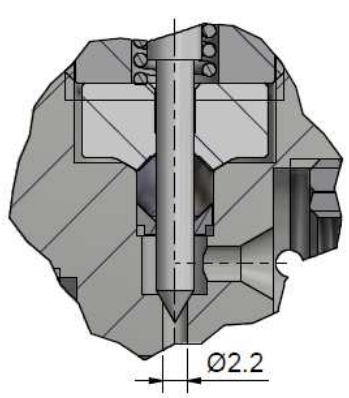
This drawing is appendix A of the installation and maintenance instruction "Pneumatic Valve 2.0".
 Complete installation and maintenance instruction refer to QR-Code or:
<https://www.allfi.com/en/services/downloads/product-manuals/>



- Pressure relief holes must not be covered or closed.



Detail B (2 : 1)



Item	Qty	Description	Part-Number	Comments	Weight
1	1	Pneumatic cylinder 2.0 NC	912190		2293.9 g
2	1	Needle complete 2.0	912076	Wear part	2.2 g
3	1	Spring	021033		0.1 g
4	1	Pressure plate 2.0	912053	Wear part	11.8 g
5	1	HP-Seal 2.0	912052	Wear part	1 g
6	1	Conical disc 2.0	912062	Wear part	0.4 g
7	1	Valve Body straight 3/8" 2.0 Imp	912065-I	Wear part	55.5 g
8	2	Collar 3/8"	713800		6.8 g
9	2	Gland Nut 3/8" Imp	703807		40.8 g

General tolerances ISO 2768-1 mK. Designs and drawings created and produced by the contractor are the contractor's intellectual property and may only be used for the purposes of the order. Weight 2.46 kg

Amendment:		Replace for:	-
		Replaced by:	-
		Drawn:	24.03.2017 AM
Pneum. Valve 2-Way Straight 3/8" NC 2.0 Imp		Scale:	2 : 3
		Checked:	12.09.2018 RB
		Release:	12.09.2018 RB
		Index-release:	

allfi Components
 ALLFI AG - RIEDENMATT 1 - CH-6370 STANS
 PHONE +41(0)41-618 05 05
 E-MAIL: sales@allfi.com <http://www.allfi.com>

Max 4150 bar / 60,000 psi
 Normally closed

910170-I

Index	-	Sheet-No.	2
		No. of sheets	2