

Assembling - Maintenance

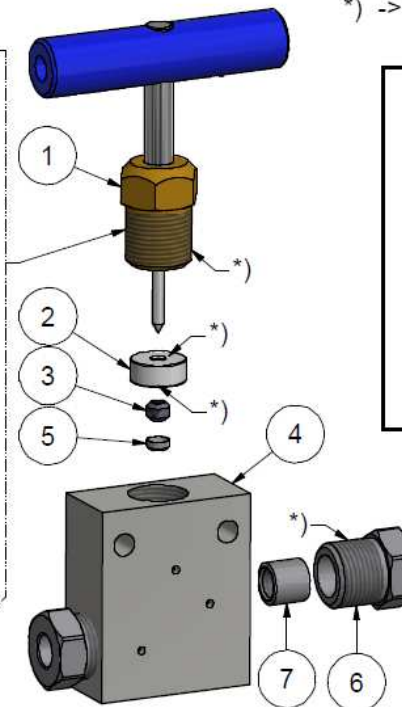
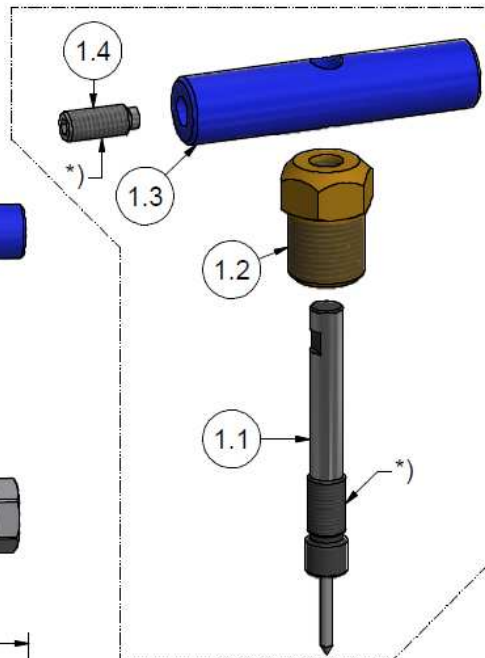
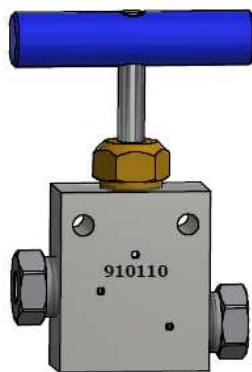
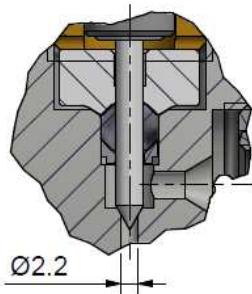
This drawing is appendix A of the installation and maintenance instruction "Hand valve 2.0".

Complete installation and maintenance instruction refer to QR-Code or:
<https://www.allfi.com/en/services/downloads/product-manuals/>

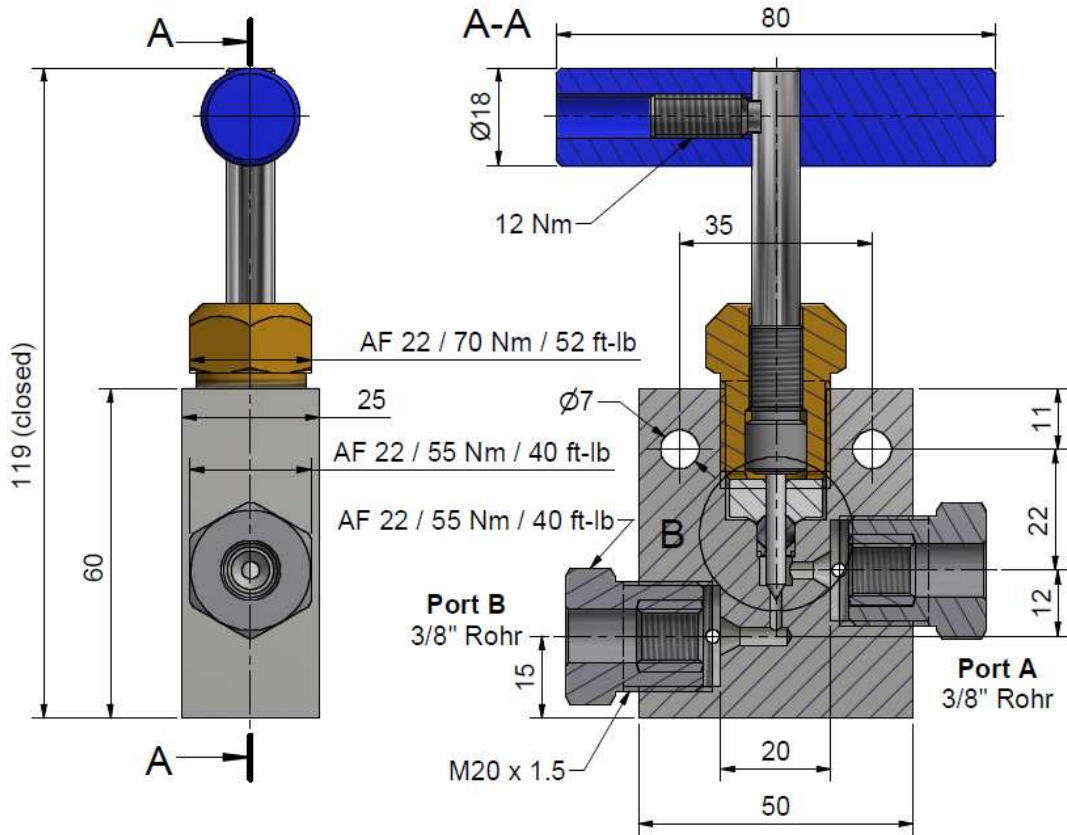
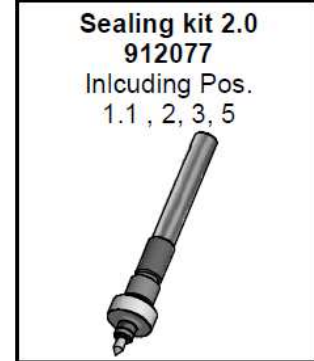
- Pressure relief holes must not be covered or closed.



Detail B (3 : 2)



*) -> Assembly-Grease DX
Allfi-Art.: 051055



Item	Qty	Description	Part-Number	Characteristics	Weight
1	1	Spindle complete 2.0	910062		169.9 g
1.1	1	Needle with spindle 2.0	912059	Wear part	
1.2	1	Spindle Nut 2.0	912058		
1.3	1	Clamp Handle 2.0	912057		
1.4	1	Screw	000044		
2	1	Pressure plate 2.0	912053	Wear part	11.8 g
3	1	HP-Seal 2.0	912052	Wear part	1 g
4	1	Valve Body straight 3/8" 2.0	912065	Wear part	58 g
5	1	Conical disc 2.0	912062	Wear part	0.4 g
6	2	Gland Nut 3/8"	703800		48.1 g
7	2	Collar 3/8"	713800		6.8 g

General tolerances ISO 2768-1 m. Designs and drawings created and produced by the contractor are the contractor's intellectual property and may only be used for the purposes of the order. Weight 0.35 kg

Amendment:	Replace for 912010, 910100
Replaced by:	-
Drawn	13.01.2016 AM
Checked	21.03.2016 BT
Release	01.05.2017 BT
Index-release	

Hand Valve 2-Way straight 3/8" 2.0

Scale 1 : 1

ALLFI Components
 ALLFI AG - RIEDENMATT 1 - CH-6370 STANS
 PHONE +41(0)41-618 05 05
 E-MAIL: sales@allfi.com

Max 4150 bar / 60,000 psi
 Hand Valve 2.0
 910110
 Index -
 Sheet-No. 2
 No. of sheets 1

<http://www.allfi.com>