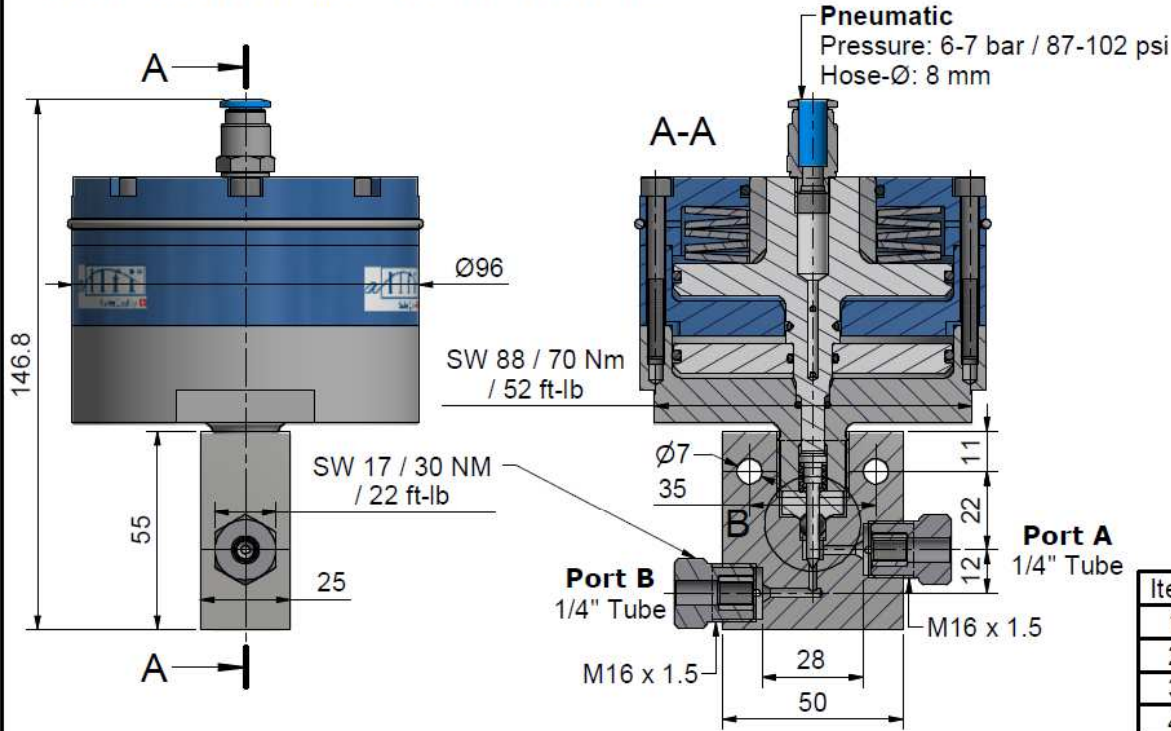


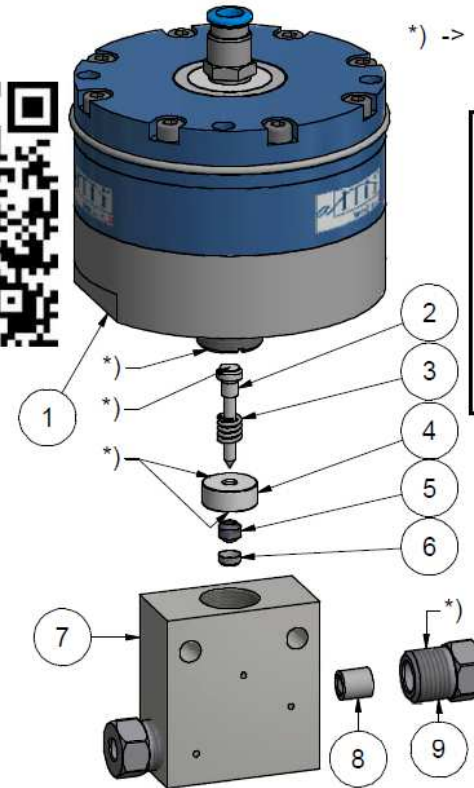
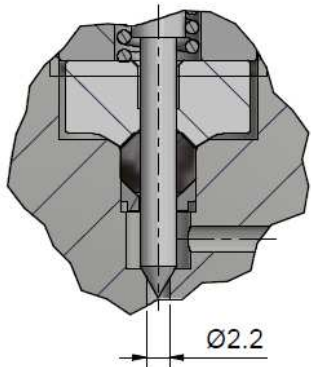
# Assembling - Maintenance

This drawing is appendix A of the installation and maintenance instruction "Pneumatic Valve 2.0".  
 Complete installation and maintenance instruction refer to QR-Code or:  
<https://www.allfi.com/en/services/downloads/product-manuals/>

- Pressure relief holes must not be covered or closed.



Detail B ( 2 : 1 )



\*) -> Assembly-Grease DX  
 Allfi-Art.: 051055

**Sealing kit 2.0**  
**912050**  
 Including Pos.  
 2,3,4,5,6

Item	Qty	Description	Part-Number	Comments	Weight
1	1	Pneumatic cylinder 2.0 NC	912190		2293.9 g
2	1	Needle complete 2.0	912076	Wear part	2.2 g
3	1	Spring	021033		0.1 g
4	1	Pressure plate 2.0	912053	Wear part	11.8 g
5	1	HP-Seal 2.0	912052	Wear part	1 g
6	1	Conical disc 2.0	912062	Wear part	0.4 g
7	1	Valve Body straight 1/4" 2.0	912051	Wear part	438.8 g
8	2	Collar 1/4"	711403		3.1 g
9	2	Gland Nut 1/4"	701403		29.1 g

General tolerances ISO 2768-1 m Designs and drawings created and produced by the contractor, are the contractor's intellectual property and may only be used for the purposes of the order. Weight 2.81 kg

Amendment:		Replace for	-
		Replaced by	-
		Drawn	24.03.2017 AM
Pneum. Valve 2-Way Straight 1/4" NC 2.0		Checked	08.11.2017 RB
		Release	08.11.2017 RB
		Index-release	

**allfi Components**

ALLFI AG - RIEDENMATT 1 - CH-6370 STANS  
 PHONE +41(0)41-618 05 05 - TELEFAX +41(0)41-618 05 10  
 E-MAIL: sales@allfi.com <http://www.allfi.com>

Scale 2 : 3

Max 4150 bar / 60,000 psi  
 Normally closed

**910070**

Index	-	Sheet-No.	2
		No. of sheets	2