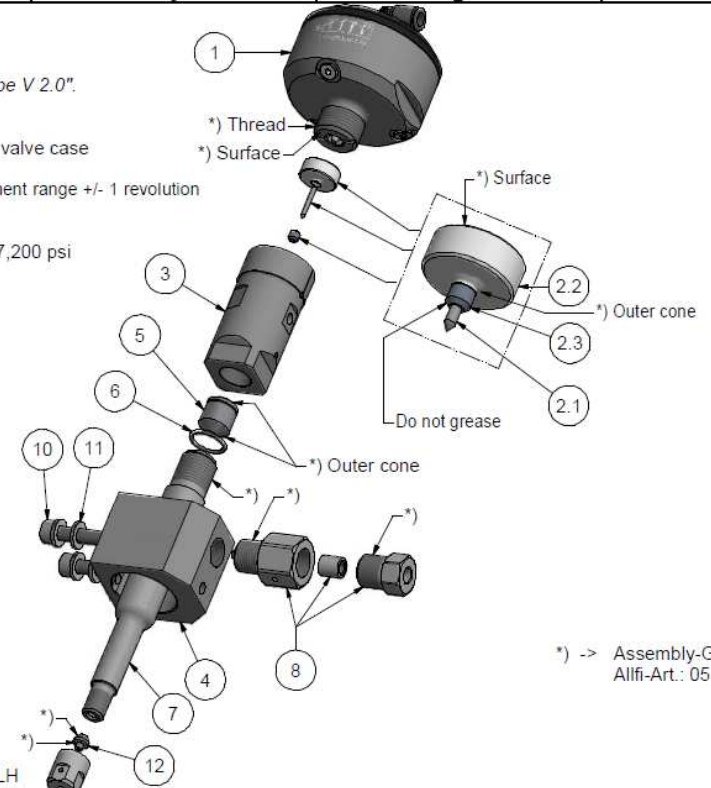
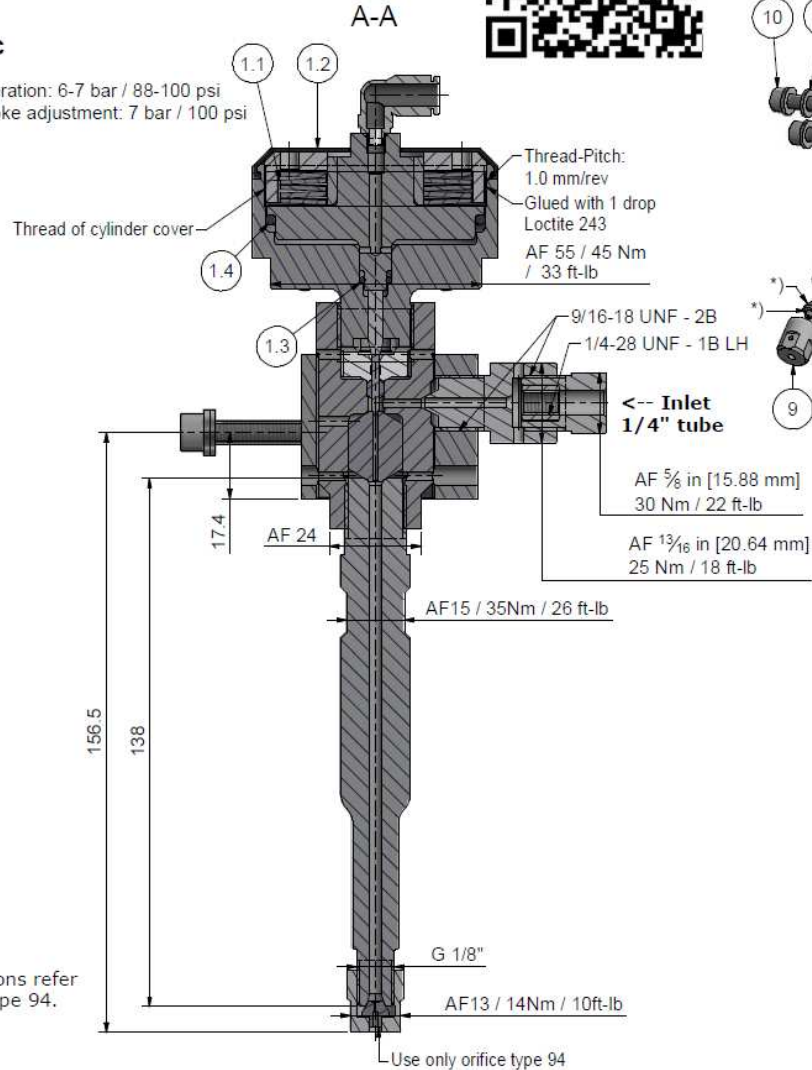
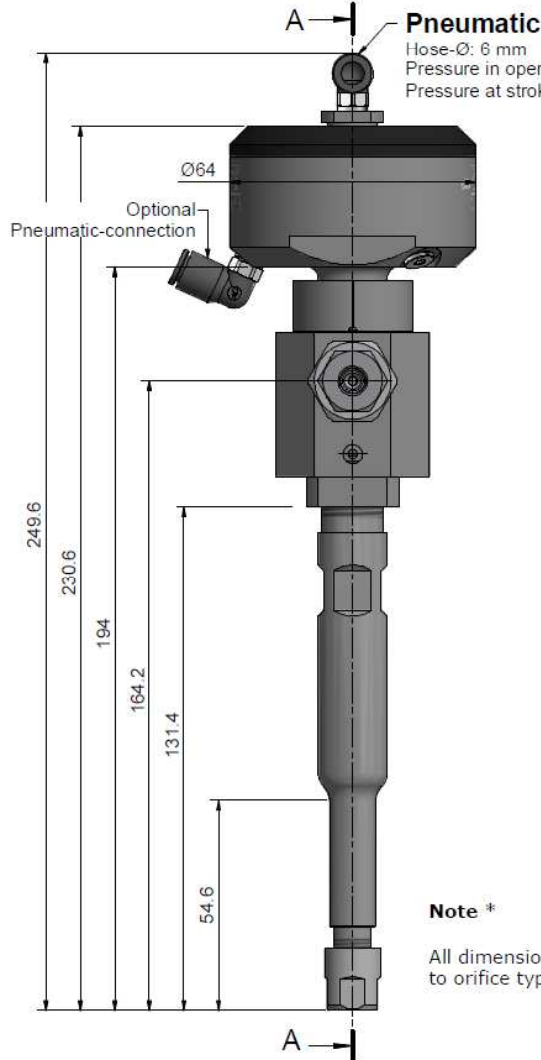
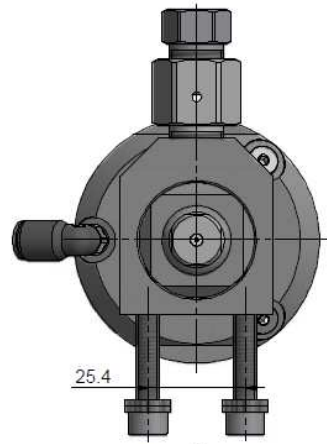


Assembling - Maintenance

This drawing is appendix A of the installation and maintenance instruction "Cutting head type V 2.0". The complete installation and maintenance instruction is hosted at www.alfi.com

- Pneumatic-cylinder must be pressurised with air during assembling and disassembling of valve case and collimation tube
- Stroke adjustment: Stroke 0.6 - 0.8 mm / 0.0235 - 0.0315", air pressure 7 bar - 100 psi, adjustment range +/- 1 revolution (Attention: Thread of cylinder cover must not be visible)
- Function test with several open and closed cycles
- After finishing maintenance flush the complete cutting head without nozzle at < 500 bar / 7,200 psi
- Pressure relief holes must not be covered or closed



*) -> Assembly-Grease DX
Alfi-Art.: 051055

Item	Qty	Description	Part-Number	Comments	Weight
1	1	Pneumatic cylinder type V 2.0	908090		343.3 g
1.1	5	Disc Spring	021001		14.3 g
1.2	1	Rubber cover	908092		3.9 g
1.3	1	O-Ring D=5.5 x 1.5	010006		0 g
1.4	1	O-Ring D=52.07 x 2.62	010090		0.9 g
2	1	Seal Kit 2.0	901433	Wear part	11.5 g
2.1	1	Needle	900616		0.4 g
2.2	1	Pressure plate 2.0	900627		11 g
2.3	1	HP-seal 2.0	900622		0.1 g
3	1	Valve case 2.0	908010	Wear part	235.2 g
4	1	Coupling Ring Imp	900136-I		279.1 g
5	1	Valve Seat	900014	Wear part	17.2 g
6	1	O-Ring D=14 x 1.5	010013		0.1 g
7	1	Collimation tube L=138	970111	Wear part	190.9 g
8	1	Adapter 1/4" - 1/4" Imp	651414-I		81.7 g
9	1	Nozzle cap	900460		13.4 g
10	2	Hex Socket Screw M6 x 30	000035		9.7 g
11	4	Disc 6,4 / 12 x 1,6 - A2	000391		1 g
12	1	Orifice Type 94	0094xx	Not included	1.1 g

General tolerances ISO 2768-1 m
Designs and drawings created and produced by the contractor are the contractor's intellectual property and may only be used for the purposes of the order.
Weight 1.20 kg

Amendment:	Replace for: -
	Replaced by: -
Drawn: 13.03.2024	PH
Checked: 15.03.2024	AM
Release: 15.03.2024	PH
Index-release:	

Cutting head type V 2.0 PWJ Imp SP38
Scale 1 : 1
Max. 4150 bar / 60,000 psi

Alfi Components
ALLFI AG - RIEDENMATT 1 - CH-6370 STANS
PHONE +41(0)41-618 05 05 - TELEFAX +41(0)41-618 05 10
E-MAIL: sales@alfi.com <http://www.alfi.com>

908032-I
Index: -
Sheet-no.: 2
No. of sheets: 2

Note *
All dimensions refer to orifice type 94.